

CHEVRON



OWNER'S MANUAL

SERIES 16 LCG

GENERATION II

INSTALLATION, OPERATION, MAINTENANCE & PARTS

**NOTE: MANUAL including SPECIFICATIONS, subject to change without notice.
All ratings specified are based on structural factors only,
not vehicle capacities or capabilities.**

MILLER INDUSTRIES
PA CARRIER OPERATIONS
Phone (724) 981-3328
<http://www.millerind.com>

Rev. 05/2018
PN 0540059

LIMITED WARRANTY

MILLER INDUSTRIES TOWING EQUIPMENT INC., hereinafter referred to as MILLER, warrants to the original purchaser that each new MILLER Carrier will be free from defects in material and workmanship for a period of one (1) year from the date of purchase. The purchaser must promptly notify MILLER in writing of any failure in material or workmanship. In no event shall such notification be received by MILLER later than twelve (12) months from date of delivery.

The obligation under this warranty, statutory or otherwise, is limited to the repair or replacement at our factory, or at a point designated by us, of such part or parts as shall appear to us upon inspection to be defective in material or workmanship. New or remanufactured parts will be used for any replacement.

This warranty does not obligate MILLER to bear the cost of labor or transportation charges in connection with the replacement or repair of any parts found to be defective, nor shall it apply to a product upon which repairs or alterations have been made unless authorized by us.

MILLER shall in no event be liable for any incidental or consequential damages or contingent arising out of the failure of any parts or products to operate properly. NO IMPLIED, EXPRESS, OR STATUTORY WARRANTY OTHER THAN STATED HEREIN IS MADE OR AUTHORIZED TO BE MADE BY OR FOR US, INCLUDING, BUT NOT LIMITED TO, THE IMPLIED WARRANTIES OF MERCHANTABILITY AND FITNESS FOR A PARTICULAR PURPOSE.

MILLER makes no warranty, express or implied, as to finished products manufactured or supplied by another manufacturer or supplier by MILLER to purchaser, including, but not limited to, any vehicle to which a MILLER product may be affixed or accessories or wire rope (cable), and expressly disclaims any implied warranties of merchantability or fitness for a particular purpose as to such equipment or products. This language shall in no way affect or diminish the rights of purchaser to rely on such warranties as are extended by such manufacturers or suppliers.

MILLER, whose policy is one of continuous improvement, reserves the right to improve its product through changes in design or materials as it may deem desirable without being obligated to incorporate such changes in products of prior manufacture.

IT IS EXPRESSLY UNDERSTOOD THAT THERE IS NO IMPLIED WARRANTY THAT MILLER CARRIERS SHALL BE FIT FOR THE PURPOSE OF LIFTING OR MOVING PERSONS OR OTHER IMPROPER USE. THIS WARRANTY IS NOT TRANSFERABLE.



Miller Industries Towing Equipment Inc.
PA Carrier Operations
Hermitage, PA

SERIAL NUMBER

Section IV - MAINTENANCE

Inspect your unit regularly for worn, corroded, or damaged parts. Working parts in this condition must be replaced immediately.

Liability on your part may arise by operating your unit in a defective condition.



WARNING

Before attempting any adjustments or repairs to this vehicle; turn off the engine, secure the emergency brake, and insert appropriate safety blocking. Failure to comply with these recommendations can result in bodily injury.

HYDRAULIC OIL:

Change oil in the reservoir when it is dirty or contaminated. The oil level is to be 3 inches from top of the tank. Over-filling the tank will cause the oil to spill out of the filler vent while on uneven ground or from air build-up in the tank. Factory installed units are supplied with a high quality multi-purpose ATF.



CAUTION

Do Not mix dissimilar oils in the system.

FILTER:

Replace the filter every six months. The filter should be rated at least 25 GPM, 250 PSI and 25 Microns. Filters that do not meet these specifications may blow off.

Section IV - MAINTENANCE

LUBRICATION: Lubricate the unit every 30 days or less if conditions warrant. Use Lithium based extreme pressure grease at designated points.

Grease fittings are installed at all pivot points needing lubrication. Failure to lubricate these points can allow the grease fittings to corrode. Chevron will not accept liability as a result of damage caused by grease fittings that will not take grease. See Lubrication Chart.

SUBFRAME WEAR PADS: Carriers equipped with steel beds have wear pads that are mounted with recessed screws to the top of the subframe slide rails. In order to maximize the life of these wear pads, it is important to keep them slippery preferably with grease. They will wear prematurely if the bed is slid on these pads when they are dry or if these pads are subjected to abrasives. Although these wear pads are made of high performance plastic, plastics do not like friction combined with abrasives of any kind which can be sand, gravel, grit or rust. Sliding friction on plastic must be smooth and slippery for maximum performance.

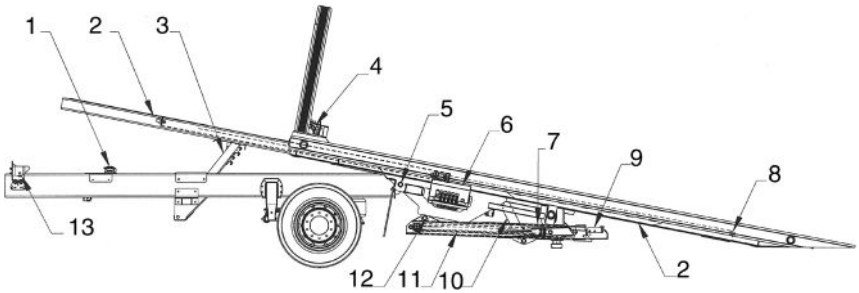
WINCH: Consult the winch manufacturer's manual.

WIRE ROPE: The wire rope should be cleaned and oiled every six months or less if conditions warrant.

PTO: Check for transmission fluid leaks where the PTO joins the transmission. If the transmission is leaking fluid at the PTO, the leak must be corrected immediately to prevent substantial fluid loss and damage to the transmission. Consult the transmission manufacturer's recommendations for the transmission service schedule.

BOLTS: Make sure all bolts are properly tightened. Vibration and stress may loosen even properly torqued bolts.

Section IV - MAINTENANCE LUBRICATION



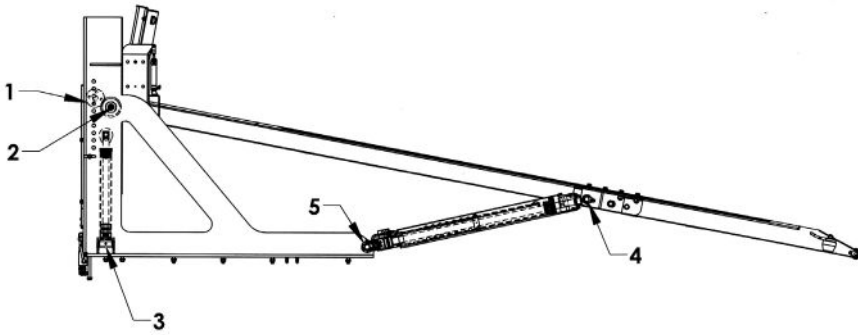
REF NO.	DESCRIPTION	SERVICE	LUBRICANT	NUMBER OF POINTS	FREQUENCY (HOURS)
1	OIL TANK	CHANGE OIL	MULTI-PURPOSE ATF	1	1000
1	OIL TANK	CHANGE FILTER	P/N #76271	1	250 OR 6 MO.
2	SLIDERAILS	LUBE	GREASE	4	100 OR 2 MO.
3	TILT CYLINDERS	LUBE	GREASE	4	100 OR 2 MO.
4	WINCH GEAR BOX (WORM)	CHANGE OIL	SAE 140	1	1000
4	WINCH CABLE	LUBE	OIL	1	100 OR 2 MO.
4	WINCH CLUTCH ACTUATOR	LUBE	LITHIUM GREASE	1	50 OR 1 MO.
4	WINCH CLUTCH YOKE FORK (WORM)	LUBE	MOLY GREASE	1	50 OR 1 MO.
5	HINGE PIN	LUBE	GREASE	2	100 OR 2 MO.
6	CONTROL PIVOT LINKAGE	LUBE	SPRAY LUBRICANT	10 OR 12	100 OR 2 MO.
7	WHEEL LIFT WEAR PAD	LUBE	LITHIUM GREASE	2	100 OR 2 MO.
8	SLIDBACK CYLINDER	LUBE	GREASE	2	100 OR 2 MO.
9	W/L CROSS BAR PIVOT	LUBE	GREASE	1	50 OR 1 MO.
9	WHEEL GRID CAM LOCK PIN	LUBE	GREASE	2 OR 4	100 OR 2 MO.
10	W/L LIFT CYLINDERS	LUBE	GREASE	4	100 OR 2 MO.
11	W/L EXTEND CYLINDER	LUBE	GREASE	1	100 OR 2 MO.
12	WHEEL LIFT HINGE PIN	LUBE	GREASE	2	100 OR 2 MO.
13	BED HOLD DOWN	LUBE	LITHIUM GREASE	2	100 OR 2 MO.



IMPORTANT

It is imperative that the wheel lift crossbar pivot be lubricated more frequently than the rest of the unit.

Section IV - MAINTENANCE LUBRICATION



REF NO.	DESCRIPTION	SERVICE	LUBRICANT	NUMBER OF POINTS	FREQUENCY (HOURS)
1	CABLE ROLLER	LUBE	GREASE	4	100 OR 2 MO.
2	FRONT WHEEL	LUBE	GREASE	2	100 OR 2 MO.
3	INCLINE FRONT LIFT CYLS	LUBE	GREASE	2	100 OR 2 MO.
4	INCLINE REAR LIFT CYLS	LUBE	GREASE	2	100 OR 2 MO.
5	INCLINE REAR LIFT CYLS	LUBE	GREASE	2	100 OR 2 MO

Section V - PARTS

This Section is provided by the manufacturer for the purpose of ordering any component part of the **Series 16 LCG Carrier** that may be required when part replacement is necessary. Be certain to use only original equipment replacement parts for warranty purposes as well as for keeping your **Series 16 LCG Carrier** in its original state and optimum operating capacities.

When ordering replacement or spare parts be sure to provide the following information to your carrier manufacturer authorized representative.

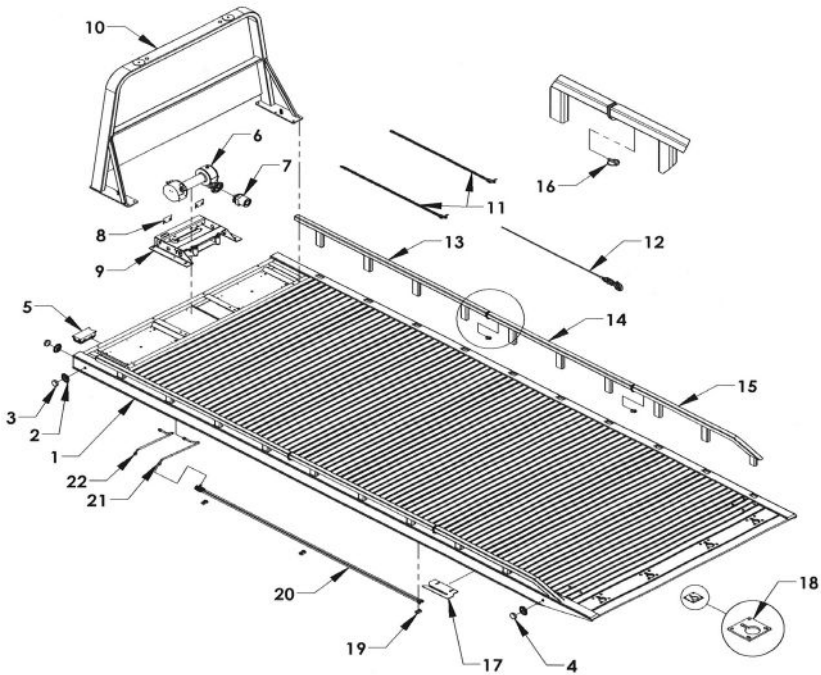
1. **Manual Number & Date of Publication**
2. **Manual Page Number**
3. **Page Title**
4. **Reference Number of Part Desired**
5. **Part Number**
6. **Part Description**
7. **Quantity of Part Desired**

Providing this information will help ensure that the correct parts will be delivered to you in an expedient manner without delay. Should additional information be required for repair or replacement of certain components, contact **Miller Industries PA Operations, Phone: 724-981-3328**.

The Manufacturer reserves the right, without notice or obligation, to improve or modify their products, which may change the specifications, models and feature availability.

Section V - PARTS

ALUMINUM BED ASSEMBLY GEN 2 REMOVABLE RAIL



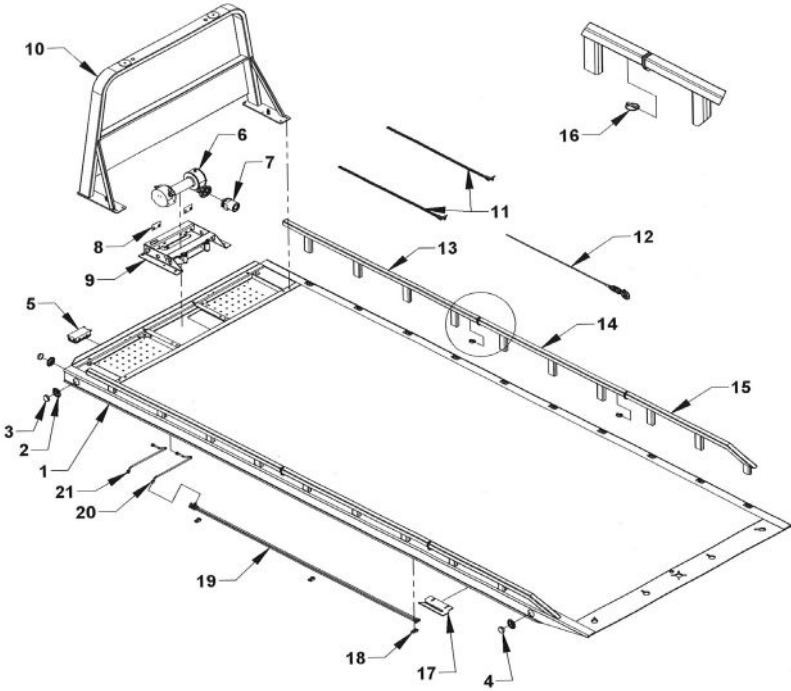
Section V - PARTS

ALUMINUM BED ASSEMBLY GEN 2 REMOVABLE RAIL

REF. NO.	QTY	PART NUMBER	DESCRIPTION
1	1	30184162LXXX	S16 LCG G2 AL BED WELDMENT XXX = 205, 210, 215, 220, 225, 230, 240, 250, 260
2	6	0311516	2-1/2" MARKER LIGHT GROMMET
3	4	0311513	2-1/2" AMBER MARKER LIGHT
4	2	0311512	2-1/2" RED MARKER LIGHT
5	1	0303385	10 POST JUNCTION BOX
6	1	0308698	RAMSEY 8000 LB WORM GEAR
7	1	0306157	WINCH MOTOR 5 CUBIC INCH
8	2	0701172	SPACER, WINCH BRACKET
9	1	0940425	WINCH MOUNTING FRAME GEN 2
		0811139	WINCH MOUNTING FRAME GEN 1
		0805037	ROLLER GUIDE ASSEMBLY/USED WITH 0801482
10	1	0809558-XX	CAB PROTECTOR XX = 48, 50, 52, 54, 57, 60, 62, 64, 68
11	1	0302493	FRONT SAFETY CHAIN ASSEMBLY - 5/16 x 8'
12	2	0301669	WINCH CABLE ASSEMBLY
13	1	34460XXF	REMOVABLE TUBE RAIL FRONT (SEE CHART)
14	2	346071M	REMOVABLE TUBE RAIL 3 POST MIDDLE
15	2	346064	REMOVABLE TUBE RAIL REAR
16	2	0306070	LYNCH PIN - 7/16 x 1-3/4
17	4	33813	ANTI-TILT PLATE
18	1	0707239	CHAINLOCK REINFORCEMENT PLATE
19	1	0751188	FLUID TUBE MOUNTING BLOCK-LOWER
20	2	383S1-XXX	SERIES 10/12/16 UNDER BODY FLUID TUBE XXX = 205, 210, 215, 220, 225, 230, 240, 250, 260
21	2	0751975-R	WINCH MOTOR FLUID TUBE - RAMSEY - LONG
22	1	0751974-R	WINCH MOTOR FLUID TUBE - RAMSEY - SHORT

Section V - PARTS

STEEL BED ASSEMBLY GEN 2 REMOVABLE RAIL





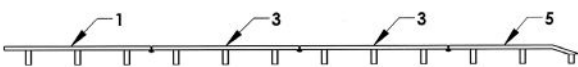
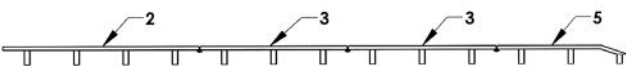

Section V - PARTS

STEEL BED ASSEMBLY REMOVABLE TUBE RAIL

REF. NO.	QTY	PART NUMBER	DESCRIPTION
1	1	30284162XXX	S16 LCG G2 AL BED WELDMENT XXX = 205, 210, 215, 220, 225, 230, 250, 260
2	6	0311516	2-1/2" MARKER LIGHT GROMMET
3	4	0311513	2-1/2" AMBER MARKER LIGHT
4	2	0311512	2-1/2" RED MARKER LIGHT
5	1	0303385	10 POST JUNCTION BOX
6	1	0308698	RAMSEY 8000 LB WORM GEAR
7	1	0306157	WINCH MOTOR 5 CUBIC INCH
8	2	0701172	SPACER, WINCH BRACKET
9	1	0940425	WINCH MOUNTING FRAME GEN 2
		0811139	WINCH MOUNTING FRAME GEN 1
		0805037	ROLLER GUIDE ASSEMBLY/USED WITH 0801482
10	1	0809558-XX	CAB PROTECTOR XX = 48, 50, 52, 54, 57, 60, 62, 64, 68
11	1	0302493	FRONT SAFETY CHAIN ASSEMBLY - 5/16 x 8'
12	2	0301669	WINCH CABLE ASSEMBLY
13	1	34460XXF	REMOVABLE TUBE RAIL FRONT (SEE CHART)
14	2	346071M	REMOVABLE TUBE RAIL 3 POST MIDDLE
15	2	346064	REMOVABLE TUBE RAIL REAR
16	2	0306070	LYNCH PIN - 7/16 x 1-3/4
17	4	33813	ANTI-TILT PLATE
18	1	0751188	FLUID TUBE MOUNTING BLOCK-LOWER
19	2	383S1-XXX	SERIES 10/12/16 UNDER BODY FLUID TUBE XXX = 205, 210, 215, 220, 225, 230, 250, 260
20	2	0751975-R	WINCH MOTOR FLUID TUBE - RAMSEY - LONG
21	1	0751974-R	WINCH MOTOR FLUID TUBE - RAMSEY - SHORT

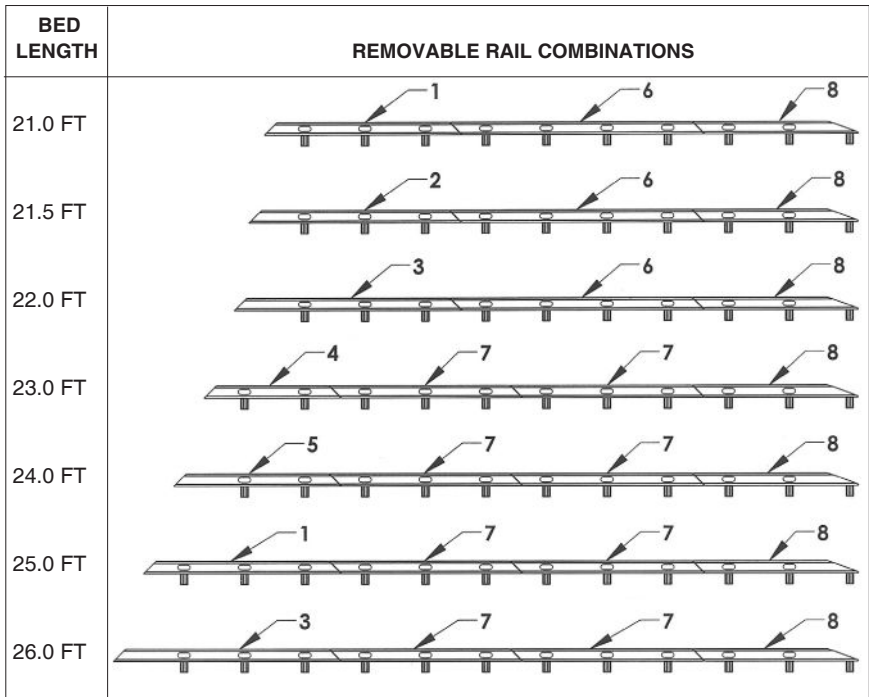
Section V - PARTS

REMOVABLE TUBE SIDE RAILS

BED LENGTH	REMOVABLE RAIL COMBINATIONS
21 TO 22 FT	 <p>Diagram showing a side rail assembly for a 21 to 22 ft bed. It consists of three sections: a front rail with 3 posts (labeled 2), a middle rail with 3 posts (labeled 3), and a rear rail with 3 posts (labeled 5).</p>
23 TO 24 FT	 <p>Diagram showing a side rail assembly for a 23 to 24 ft bed. It consists of three sections: a front rail with 4 posts (labeled 2), a middle rail with 4 posts (labeled 4), and a rear rail with 3 posts (labeled 5).</p>
25 TO 26 FT	 <p>Diagram showing a side rail assembly for a 25 to 26 ft bed. It consists of four sections: a front rail with 3 posts (labeled 1), a middle rail with 3 posts (labeled 3), another middle rail with 3 posts (labeled 3), and a rear rail with 3 posts (labeled 5).</p>
27 TO 28 FT	 <p>Diagram showing a side rail assembly for a 27 to 28 ft bed. It consists of four sections: a front rail with 4 posts (labeled 2), a middle rail with 3 posts (labeled 3), another middle rail with 3 posts (labeled 3), and a rear rail with 3 posts (labeled 5).</p>
29 TO 30 FT	 <p>Diagram showing a side rail assembly for a 29 to 30 ft bed. It consists of four sections: a front rail with 4 posts (labeled 2), a middle rail with 4 posts (labeled 4), another middle rail with 3 posts (labeled 3), and a rear rail with 3 posts (labeled 5).</p>

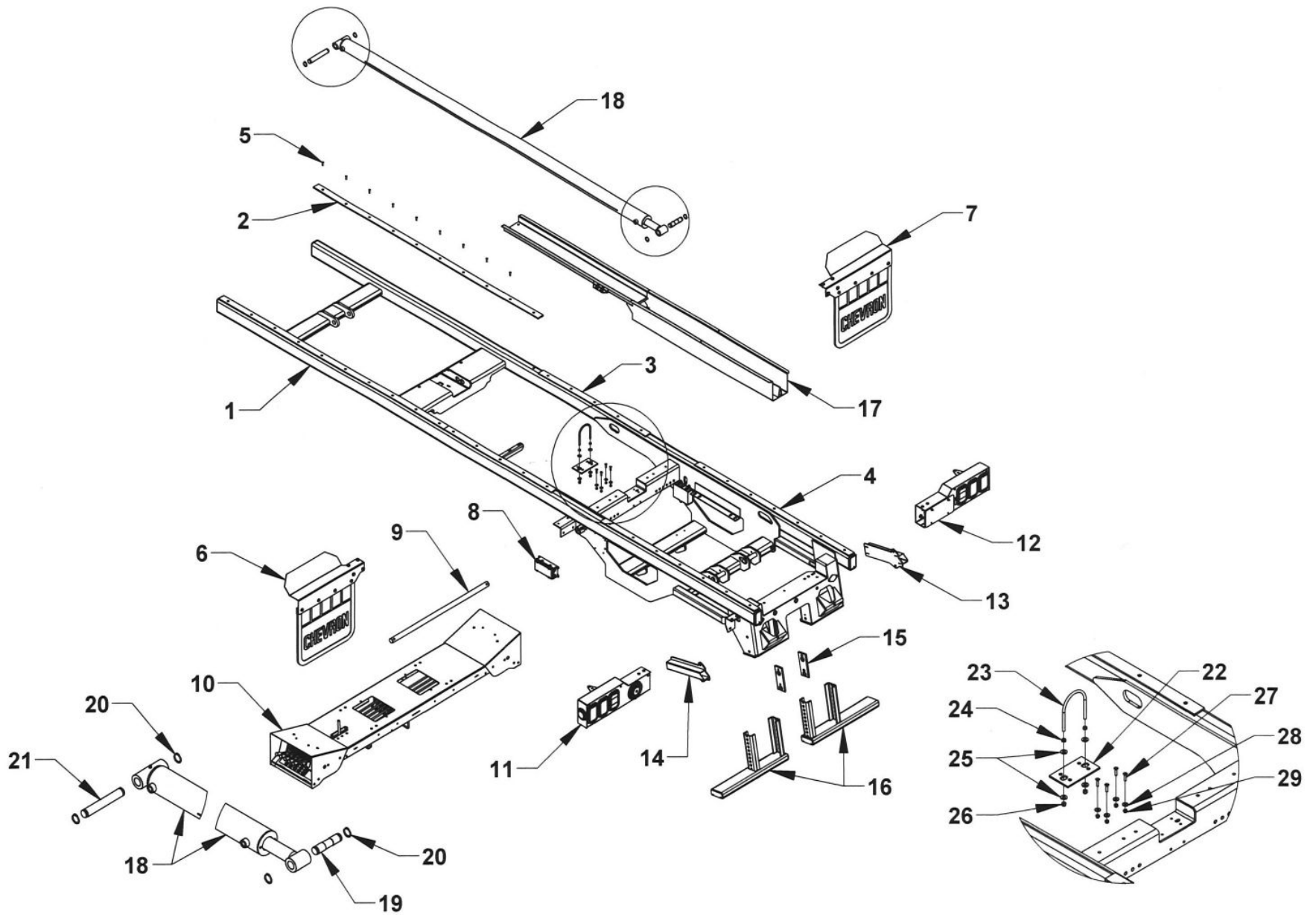
REF	PART #	DESCRIPTION	QPU
1	346071F	FRONT REMOVABLE TUBE RAIL - 3 POST	SEE CHART
2	346095F	FRONT REMOVABLE TUBE RAIL - 4 POST	SEE CHART
3	346071M	MIDDLE REMOVABLE TUBE RAIL - 3 POST	SEE CHART
4	346095M	MIDDLE REMOVABLE TUBE RAIL - 4 POST	SEE CHART
5	346064	REAR REMOVABLE TUBE RAIL - 3 POST	SEE CHART

Section V - PARTS REMOVABLE BLADE SIDE RAILS



REF	PART #	DESCRIPTION	QPU
1	34B078FL	FRONT REMOVABLE BLADE RAIL - 3 POST	SEE CHART
2	34B084FL	FRONT REMOVABLE BLADE RAIL - 3 POST	SEE CHART
3	34B090FL	FRONT REMOVABLE BLADE RAIL - 3 POST	SEE CHART
4	34B054FL	FRONT REMOVABLE BLADE RAIL - 2 POST	SEE CHART
5	34B066FL	FRONT REMOVABLE BLADE RAIL - 2 POST	SEE CHART
6	34B096ML	MIDDLE REMOVABLE BLADE RAIL - 2 POST	SEE CHART
7	34B072ML	MIDDLE REMOVABLE BLADE RAIL - 4 POST	SEE CHART
8	34B064RL	REAR REMOVABLE BLADE RAIL - 3 POST	SEE CHART

Section V - PARTS
SERIES 16 LCG SUBFRAME COMPONENTS - 22 FT.

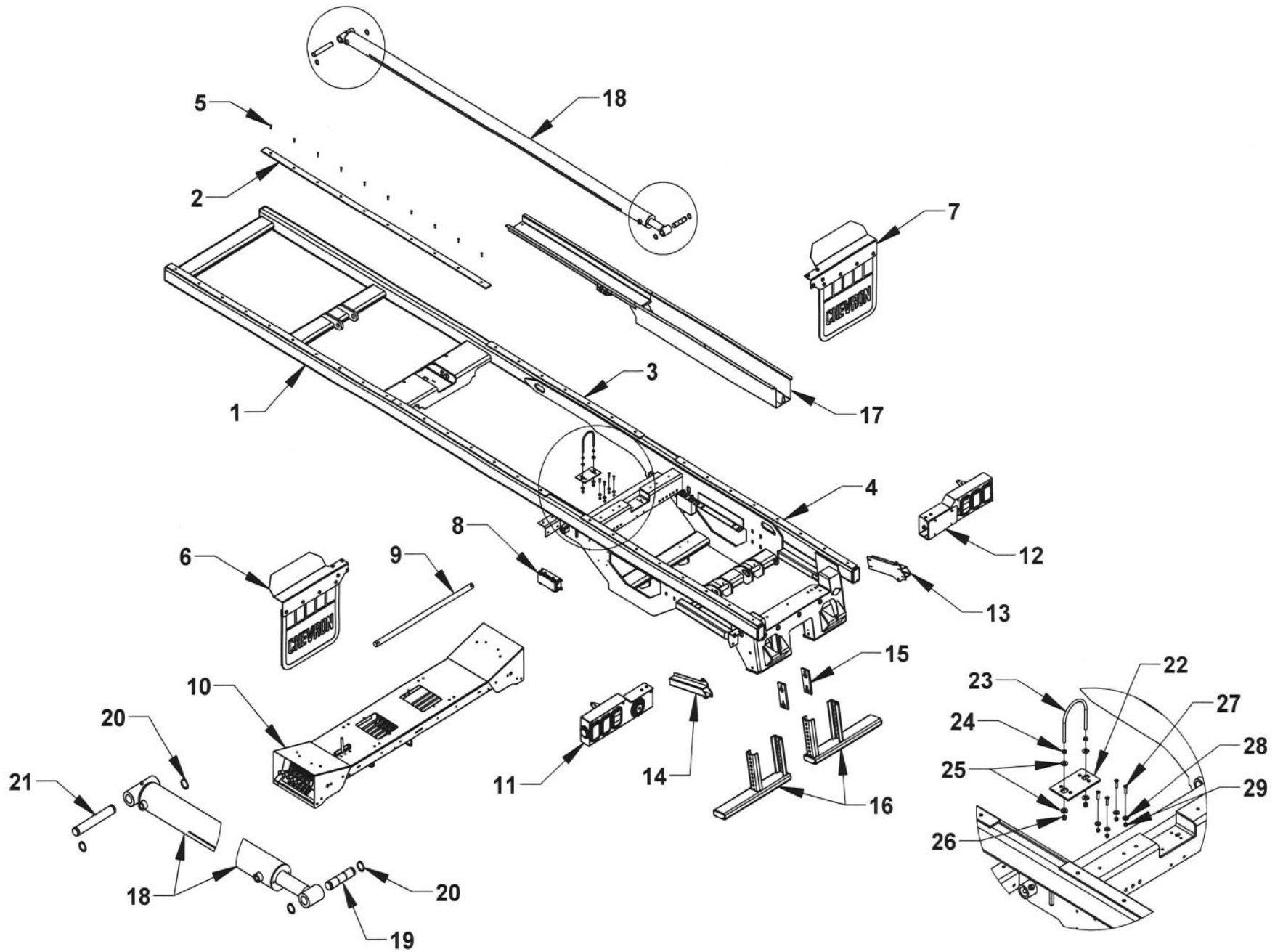


Section V - PARTS

SERIES 16 LCG 22 FT. SUBFRAME ASSEMBLY

REF NO.	NO REQ'D	PART NUMBER	DESCRIPTION
1	1	0809796-22	G2 SUBFRAME WELDMENT
2	2	0308927-96	SUBFRAME BEARING PAD 5/16 x 2-1/4 x 96
3	2	0308927-56	SUBFRAME BEARING PAD 5/16 x 2-1/4 x 56
4	2	0308927N-66	SUBFRAME NYLATRON PAD 5/16 x 2-1/4 x 66
5	44	04000321	BOLT 5/16-18 UNC x 1-1/4 COUNTERSUNK TORX ST
6	1	0751034L	ALUM SPLASH GUARD LEFT REAR RIGHT FRONT
7	1	0751034R	ALUM SPLASH GUARD RIGHT REAR LEFT FRONT
8	1	0303385	JUNCTION BOX
9	1	0750952	S12 LCG HINGE PIN
10	1	183126	CONTROL STATION
11	1	0940327L	CENTURY TAIL LIGHT HOUSING GROUP - LEFT
12	1	0940327R	CENTURY TAIL LIGHT HOUSING GROUP - RIGHT
13	1	0809287R	L-ARM STORAGE TUBE - RIGHT (STANDARD)
		160540R	L-ARM STORAGE TUBE - RIGHT (OPTIONAL)
		160535R	L-ARM STORAGE TUBE - RIGHT (OPTIONAL)
14	1	0809287L	L-ARM STORAGE TUBE - LEFT (STANDARD)
		160540L	L-ARM STORAGE TUBE - LEFT (OPTIONAL)
		160535L	L-ARM STORAGE TUBE - LEFT (OPTIONAL)
15	2	0750409	STABILIZER WHEEL LIFT GUIDE PAD
16	2	160525	STABILIZER EXTENSION STAND-LOW PROFILE
17	1	0809824	LCG DUAL BAY HOSE TRAY
18	1	72A35120	SLIDEBACK CYLINDER 3.5 BORE x 120 STROKE
19	1	32117	SLIDEBACK CYLINDER MOUNTING PIN 1.230
20	4	86125E	1-1/4 SNAP RING - EXTERNAL
21	1	13302010	S12 LCG SLIDEBACK CYLINDER MOUNTING PIN
22	1	0751223	CYLINDER SUPPORT PAD
23	1	81286	U-BOLT 3/8-16 UNC
24	2	0400394	3/8 HEX NUT
25	4	0400480	3/8 FLAT WASHER
26	2	0400392	NYLON LOCK NUT 3/8-16 UNC
27	4	0400108	BOLT 5/16-18 UNC - ALLEN COUNTERSUNK
28	4	0403081	5/16 FLAT WASHER
29	4	0400382	NYLON LOCK NUT 5/16-18 UNC

Section V - PARTS
SERIES 16 LCG 23 FT. SUBFRAME COMPONENTS

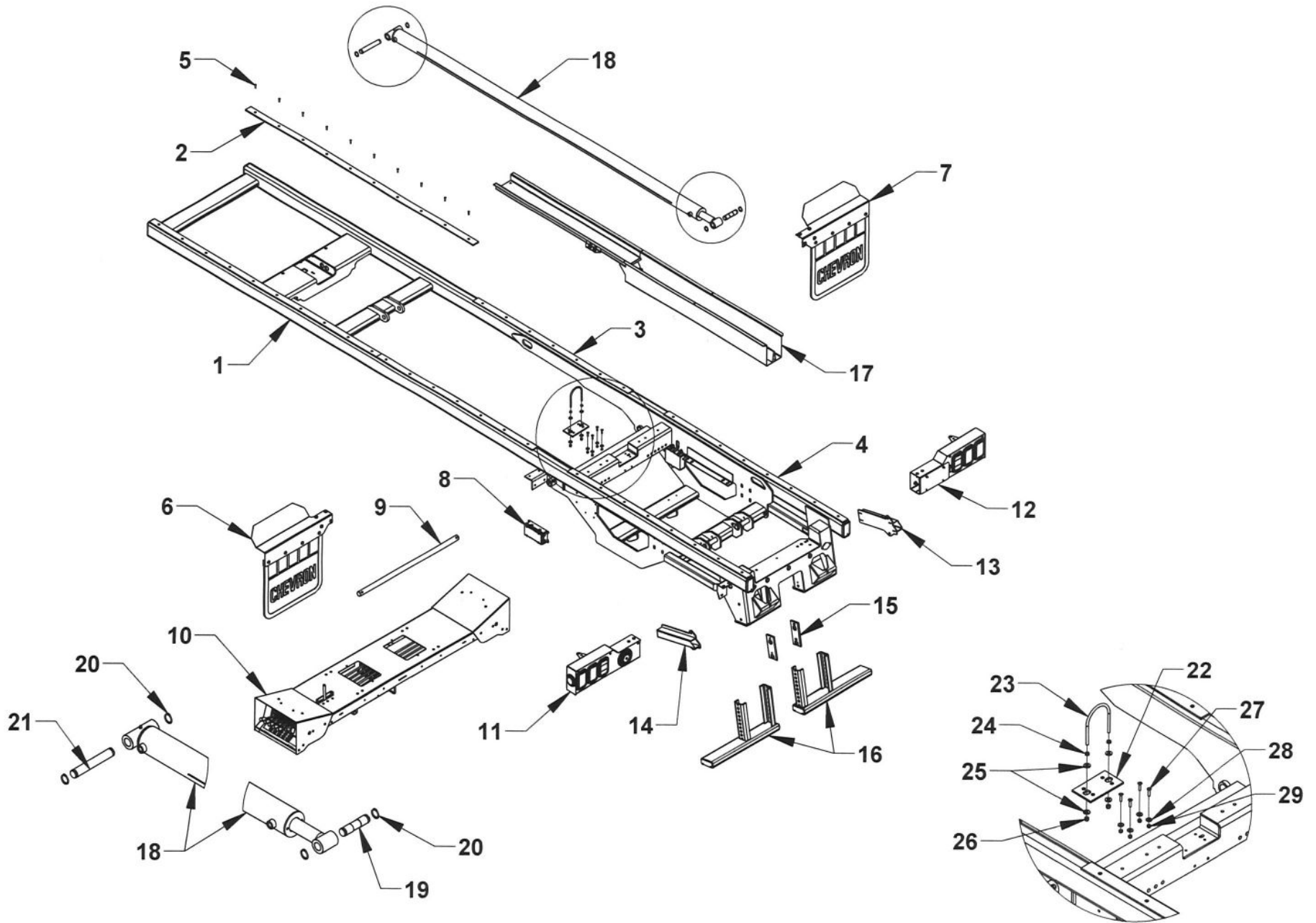


Section V - PARTS

SERIES 16 LCG 23 FT. SUBFRAME ASSEMBLY

REF NO.	NO REQ'D	PART NUMBER	DESCRIPTION
1	1	0809796-23	G2 SUBFRAME WELDMENT
2	2	0308927-96	SUBFRAME BEARING PAD 5/16 x 2-1/4 x 96
3	2	0308927-66	SUBFRAME BEARING PAD 5/16 x 2-1/4 x 66
4	2	0308927N-76	SUBFRAME NYLATRON PAD 5/16 x 2-1/4 x 76
5	50	04000321	BOLT 5/16-18 UNC x 1-1/4 COUNTERSUNK TORX ST
6	1	0751034L	ALUM SPLASH GUARD LEFT REAR RIGHT FRONT
7	1	0751034R	ALUM SPLASH GUARD RIGHT REAR LEFT FRONT
8	1	0303385	JUNCTION BOX
9	1	0750952	S12 LCG HINGE PIN
10	1	183126	CONTROL STATION
11	1	0940327L	CHEVRON TAIL LIGHT HOUSING GROUP - LEFT
12	1	0940327R	CHEVRON TAIL LIGHT HOUSING GROUP - RIGHT
13	1	0809287R	L-ARM STORAGE TUBE - RIGHT (STANDARD)
		160540R	L-ARM STORAGE TUBE - RIGHT (OPTIONAL)
		160535R	L-ARM STORAGE TUBE - RIGHT (OPTIONAL)
14	1	0809287L	L-ARM STORAGE TUBE - LEFT (STANDARD)
		160540L	L-ARM STORAGE TUBE - LEFT (OPTIONAL)
		160535L	L-ARM STORAGE TUBE - LEFT (OPTIONAL)
15	2	0750409	STABILIZER WHEEL LIFT GUIDE PAD
16	2	160525	STABILIZER EXTENSION STAND-LOW PROFILE
17	1	0809824	LCG DUAL BAY HOSE TRAY
18	1	72A35120	SLIDEBACK CYLINDER 3.5 BORE x 120 STROKE
19	1	32117	SLIDEBACK CYLINDER MOUNTING PIN 1.230
20	4	86125E	1-1/4 SNAP RING - EXTERNAL
21	1	13302010	S12 LCG SLIDEBACK CYLINDER MOUNTING PIN
22	1	0751223	CYLINDER SUPPORT PAD
23	1	81286	U-BOLT 3/8-16 UNC
24	2	0400394	3/8-16 HEX NUT
25	4	0400480	3/8 FLAT WASHER
26	2	0400392	NYLON LOCK NUT 3/8-16 UNC
27	4	0400108	BOLT 5/16-18 UNC - ALLEN COUNTERSUNK
28	4	0403081	5/16 FLAT WASHER
29	4	0400382	NYLON LOCK NUT 5/16-18 UNC

Section V - PARTS
SERIES 16 LCG 24 FT. SUBFRAME COMPONENTS

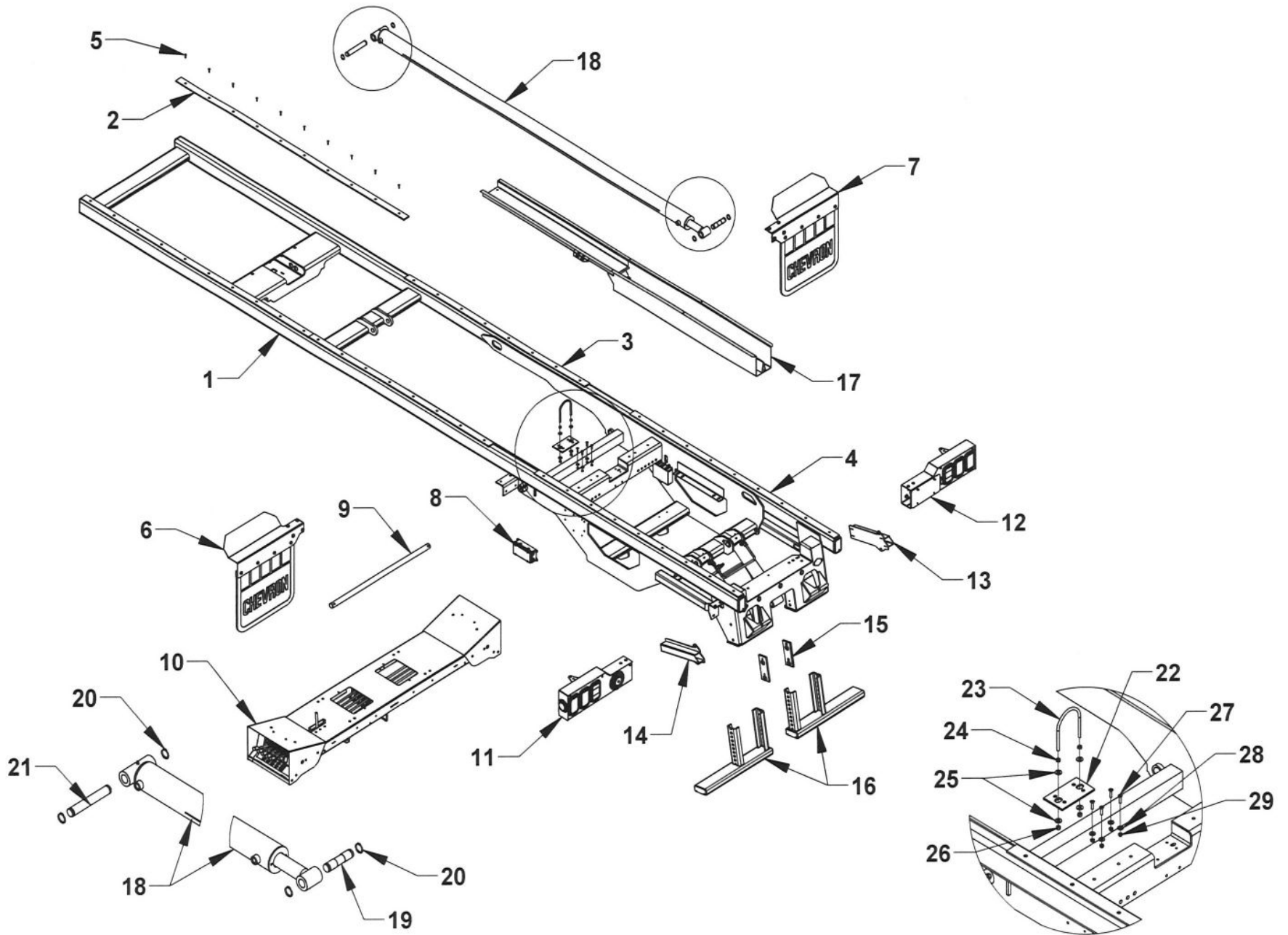


Section V - PARTS

SERIES 16 LCG 24 FT. SUBFRAME ASSEMBLY

REF NO.	NO REQ'D	PART NUMBER	DESCRIPTION
1	1	0809796-24	G2 SUBFRAME WELDMENT
2	2	0308927-96	SUBFRAME BEARING PAD 5/16 x 2-1/4 x 96
3	2	0308927-66	SUBFRAME BEARING PAD 5/16 x 2-1/4 x 66
4	2	0308927N-76	SUBFRAME NYLATRON PAD 5/16 x 2-1/4 x 76
5	50	04000321	BOLT 5/16-18 UNC x 1-1/4 COUNTERSUNK TORX ST
6	1	0751024L	ALUM SPLASH GUARD LEFT REAR RIGHT FRONT
7	1	0751024R	ALUM SPLASH GUARD RIGHT REAR LEFT FRONT
8	1	0303385	JUNCTION BOX
9	1	0750952	S12 LCG HINGE PIN
10	1	183126	CONTROL STATION
11	1	0940327L	CHEVRON TAIL LIGHT HOUSING GROUP - LEFT
12	1	0940327R	CHEVRON TAIL LIGHT HOUSING GROUP - RIGHT
13	1	0809287R	L-ARM STORAGE TUBE - RIGHT (STANDARD)
		160540R	L-ARM STORAGE TUBE - RIGHT (OPTIONAL)
		160535R	L-ARM STORAGE TUBE - RIGHT (OPTIONAL)
14	1	0809287L	L-ARM STORAGE TUBE - LEFT (STANDARD)
		160540L	L-ARM STORAGE TUBE - LEFT (OPTIONAL)
		160535L	L-ARM STORAGE TUBE - LEFT (OPTIONAL)
15	2	0750409	STABILIZER WHEEL LIFT GUIDE PAD
16	2	160525	STABILIZER EXTENSION STAND-LOW PROFILE
17	1	0809824	LCG DUAL BAY HOSE TRAY
18	1	72A35120	SLIDEBACK CYLINDER 3.5 BORE x 120 STROKE
19	1	32117	SLIDEBACK CYLINDER MOUNTING PIN 1.230
20	4	86125E	1-1/4 SNAP RING - EXTERNAL
21	1	13302010	S12 LCG SLIDEBACK CYLINDER MOUNTING PIN
22	1	0751223	CYLINDER SUPPORT PAD
23	1	81286	U-BOLT 3/8-16 UNC
24	2	0400394	3/8 HEX NUT
25	4	0400480	3/8 FLAT WASHER
26	2	0400392	NYLON LOCK NUT 3/8-16 UNC
27	4	0400108	BOLT 5/16-18 UNC - ALLEN COUNTERSUNK
28	4	0403081	5/16 FLAT WASHER
29	4	0400382	NYLON LOCK NUT 5/16-18 UNC

Section V - PARTS
SERIES 16 LCG 26 FT. SUBFRAME COMPONENTS

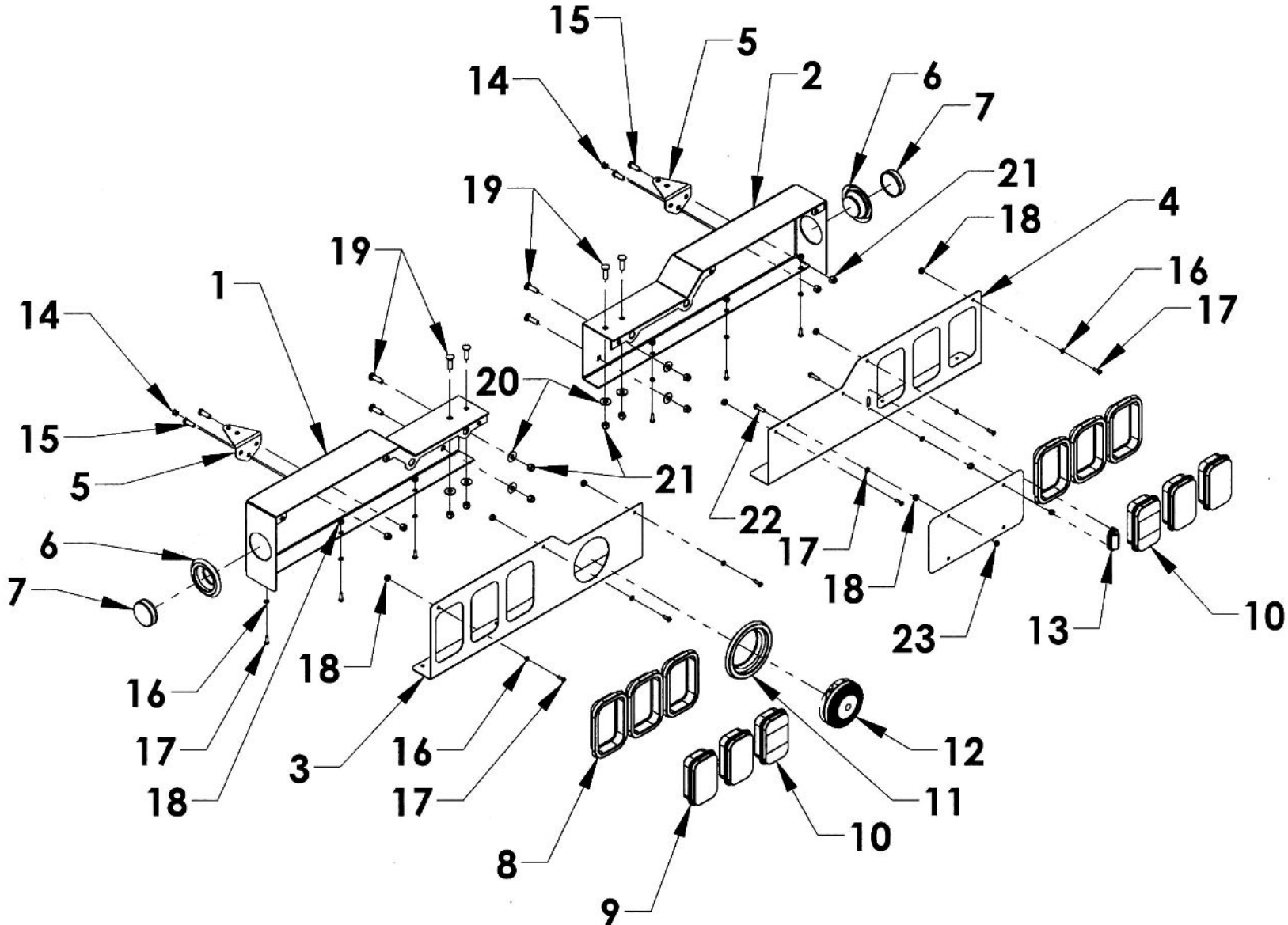


Section V - PARTS

SERIES 16 LCG 26 FT. SUBFRAME ASSEMBLY

REF NO.	NO REQ'D	PART NUMBER	DESCRIPTION
1	1	0809796-26	G2 SUBFRAME WELDMENT
2	2	0308927-96	SUBFRAME BEARING PAD 5/16 x 2-1/4 x 96
3	2	0308927-76	SUBFRAME BEARING PAD 5/16 x 2-1/4 x 76
4	2	0308927N-96	SUBFRAME NYLATRON PAD 5/16 x 2-1/4 x 96
5	54	04000321	BOLT 5/16-18 UNC x 1-1/4 COUNTERSUNK TORX ST
6	1	0751024L	ALUM SPLASH GUARD LEFT REAR RIGHT FRONT
7	1	0751024R	ALUM SPLASH GUARD RIGHT REAR LEFT FRONT
8	1	0303385	JUNCTION BOX
9	1	0750952	S12 LCG HINGE PIN
10	1	183126	CONTROL STATION
11	1	0940327L	LCG G2 TAIL LIGHT HOUSING GROUP - LEFT
12	1	0940327R	LCG G2 TAIL LIGHT HOUSING GROUP - RIGHT
13	1	0809287R	L-ARM STORAGE TUBE - RIGHT (STANDARD)
		160540R	L-ARM STORAGE TUBE - RIGHT (OPTIONAL)
		160535R	L-ARM STORAGE TUBE - RIGHT (OPTIONAL)
14	1	0809287L	L-ARM STORAGE TUBE - LEFT (STANDARD)
		160540L	L-ARM STORAGE TUBE - LEFT (OPTIONAL)
		160535L	L-ARM STORAGE TUBE - LEFT (OPTIONAL)
15	2	0750409	STABILIZER WHEEL LIFT GUIDE PAD
16	2	160525	STABILIZER EXTENSION STAND-LOW PROFILE
17	1	0809824	LCG DUAL BAY HOSE TRAY
18	1	72A35120	SLIDEBACK CYLINDER 3.5 BORE x 120 STROKE
19	1	32117	SLIDEBACK CYLINDER MOUNTING PIN 1.230
20	4	86125E	1-1/4 SNAP RING - EXTERNAL
21	1	13302010	S12 LCG SLIDEBACK CYLINDER MOUNTING PIN
22	1	0751223	CYLINDER SUPPORT PAD
23	1	81286	U-BOLT 3/8-16 UNC
24	2	0400394	3/8 HEX NUT
25	4	0400480	3/8 FLAT WASHER
26	2	0400392	NYLON LOCK NUT 3/8-16 UNC
27	4	0400108	BOLT 5/16-18 UNC - ALLEN COUNTERSUNK
28	4	0403081	5/16 FLAT WASHER
29	4	0400382	NYLON LOCK NUT 5/16-18 UNC

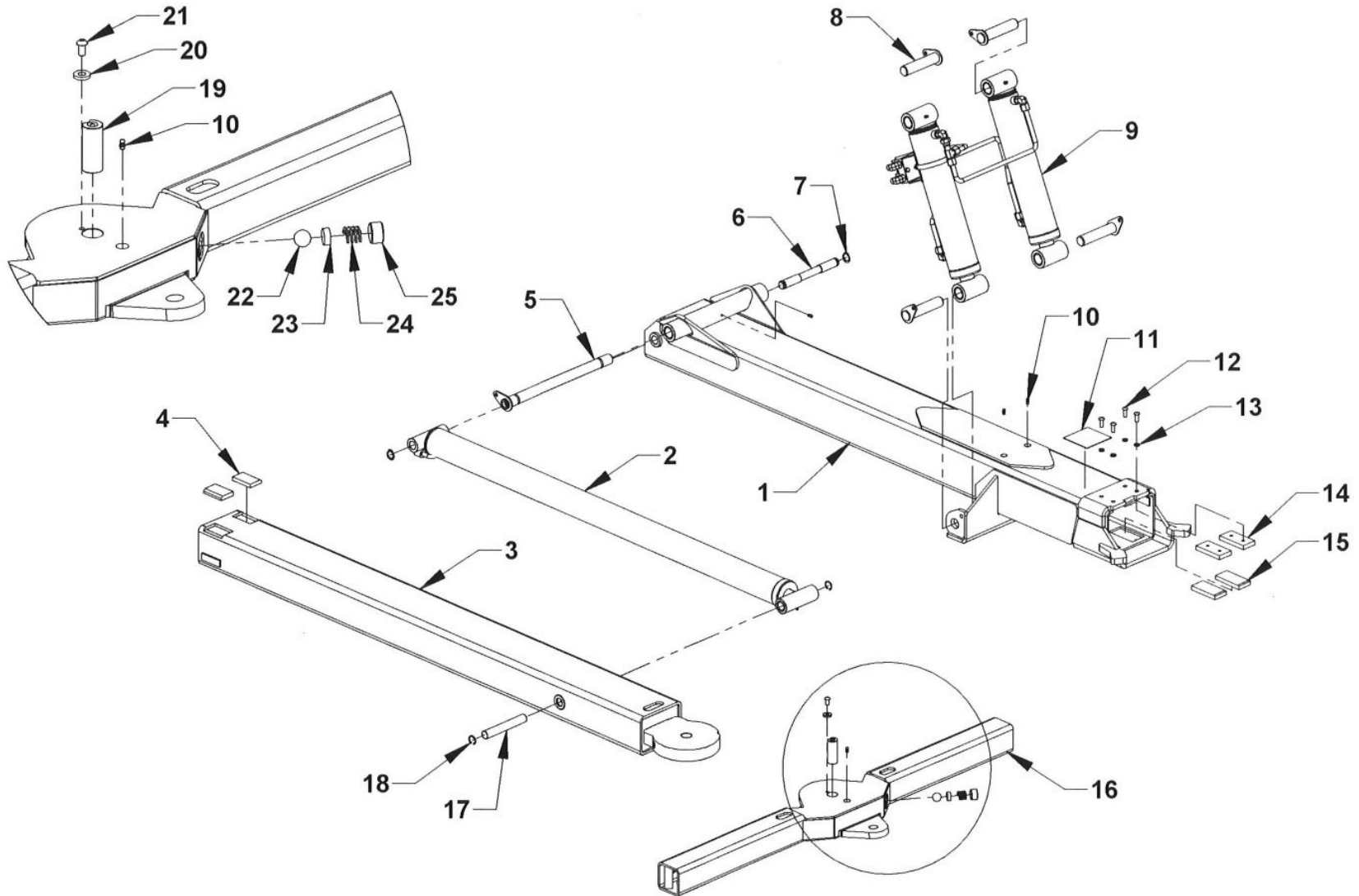
Section V - PARTS
SERIES 16 LCG TAIL LIGHT COMPONENTS



Section V - PARTS
TAIL LIGHT COMPONENTS

REF	PART #	DESCRIPTION	QPU
1	0809517L	TAIL LIGHT HOUSING WELDMENT - LEFT	1
2	0809517R	TAIL LIGHT HOUSING WELDMENT - RIGHT	1
3	196152L	12/16/20 LCG TAIL LIGHT BEZEL - LEFT G2	1
4	196152R	12/16/20 LCG TAIL LIGHT BEZEL - RIGHT G2	1
5	0750672	WORK LIGHT MOUNTING BRACKET	2
6	0311516	2-1/2 IN. MARKER LIGHT GROMMET	2
7	0311512	2-1/2 IN. RED MARKER LIGHT	2
8	0311511	CARRIER TAIL LIGHT GROMMET	6
9	0311507	RECTANGULAR RED LIGHT	4
10	0311510	CARRIER BACK UP LIGHT	2
11	0311528	BACK UP ALARM GROMMET	1
12	0306385	BACK UP ALARM	1
13	0311525	LICENSE PLATE LIGHT	1
14	0306050	TAIL LIGHT WIRE GROMMET	2
15	0400126	BOLT, HHCS 3/8-16 UNC x 1	4
16	0400452	LOCK WASHER - 1/4	14
17	0400071	BOLT, RHMS 1/4-20 UNC x 3/4	12
18	0400366	HEX NUT 1/4-20 UNC	14
19	0400156	BOLT, CARRIAGE 3/8-16 UNC x 1-1/4 SS	8
20	0400480	FLAT WASHER - 3/8	8
21	0400392	NYLON LOCK NUT 3/8-16 UNC	12
22	0403043	BOLT, HHCS 1/4-20 UNC x 1	2
23	0400367	NYLON LOCK NUT 1/4-20 UNC	2

Section V - PARTS
4,000 LB.WHEEL LIFT
GEN 2 LCG

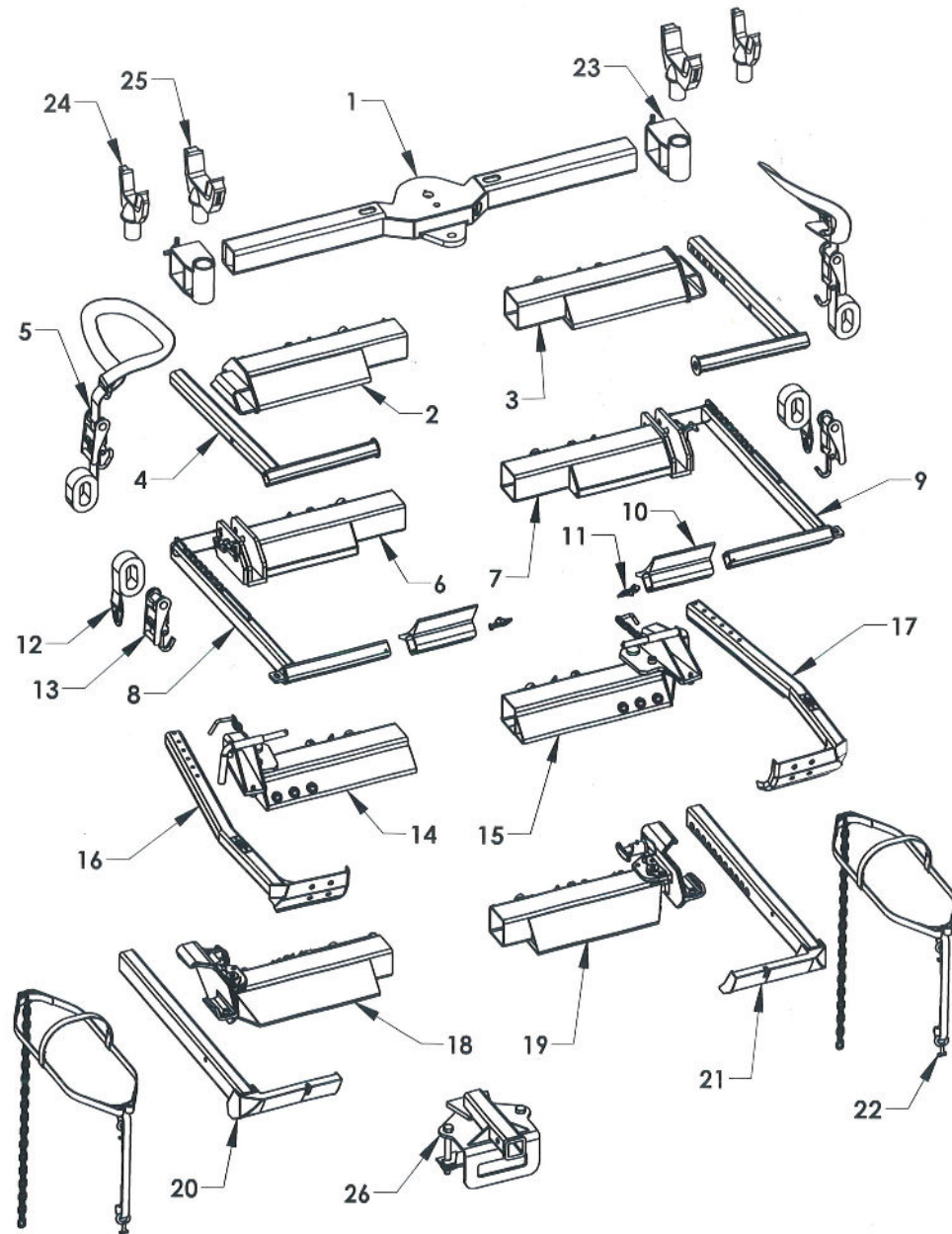


Section V - PARTS

4,000 LB. WHEEL LIFT - GEN 2

REF. NO.	NO. REQ'D	PART NUMBER	DESCRIPTION
1	1	10270408	UNDERLIFT OUTER BOOM TUBE - 4K
2	1	72A30054	UNDERLIFT EXTEND CYLINDER 3.0 x 54
3	1	0811159	UNDERLIFT INNER BOOM TUBE 4K
4	2	65613	WEAR PAD 1/2 x 2 x 3
5	1	0809411U	WHEEL LIFT BOOM HINGE PIN
6	1	729352	PIN-CARRIER W/L EXTEND CYLINDER BASE
7	2	86100E	SNAP RING 1" EXTERNAL
8	4	14710	KEEPER PIN 1.23 x 5.50
9	1	72A33013G	UNDERLIFT CYLINDER FLUID TUBE GROUP
10	4	0300113	GREASE FITTING 1/4-28
11	1	0540041	UNDERLIFT RATING PLATE 4K
12	4	0403139	BOLT BHCS 3/8-16 UNC x 1
13	4	0400482	LOCK WASHER 3/8
14	2	63595H	WEAR PAD NYLATRON NSM 1/2 x 2 x 4 W/HOLES
15	2	63959	WEAR PAD NYLATRON NSM 1/2 x 2 x 4
16	1	0800060	CROSSBAR 4K (3.5 x 3.5)
17	1	72940	CYLINDER PIN 0.980 x 6.625
18	2	86100I	SNAP RING 1" INTERNAL
19	1	0940433	CROSSBAR PIVOT PIN
20	1	0720463	WASHER PIVOT PIN RETAINER 3/8
21	1	0403004	BOLT BHSC 3/8-16 UNC x 3/4
22	1	0308129	DETENT BALL 1"
23	1	07003396	SPACER CROSSBAR DETENT
24	1	0308131	SPRING CROSSBAR DETENT
25	1	0308130	PLUG CROSSBAR DETENT

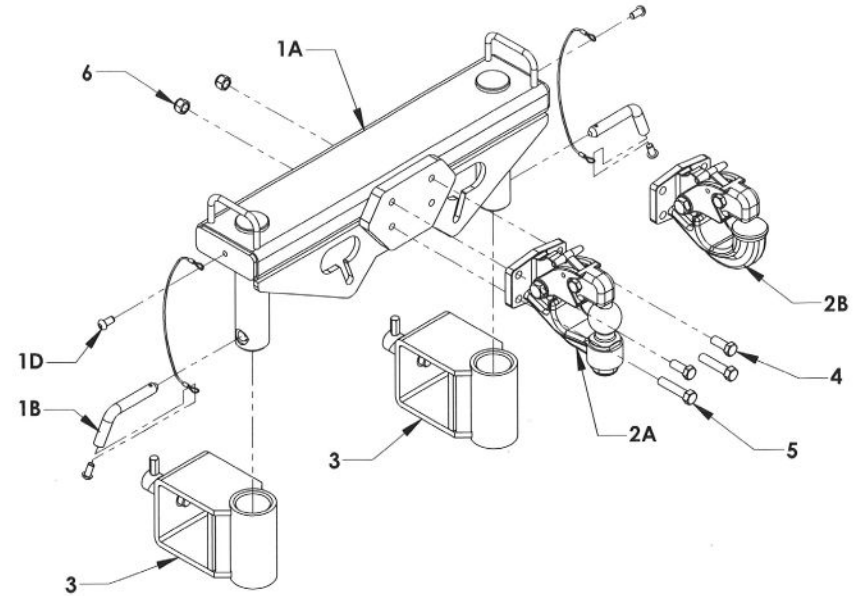
Section V - PARTS
WHEEL-LIFT CROSSBAR ATTACHMENTS



Section V - PARTS
WHEEL LIFT CROSSBAR ATTACHMENTS

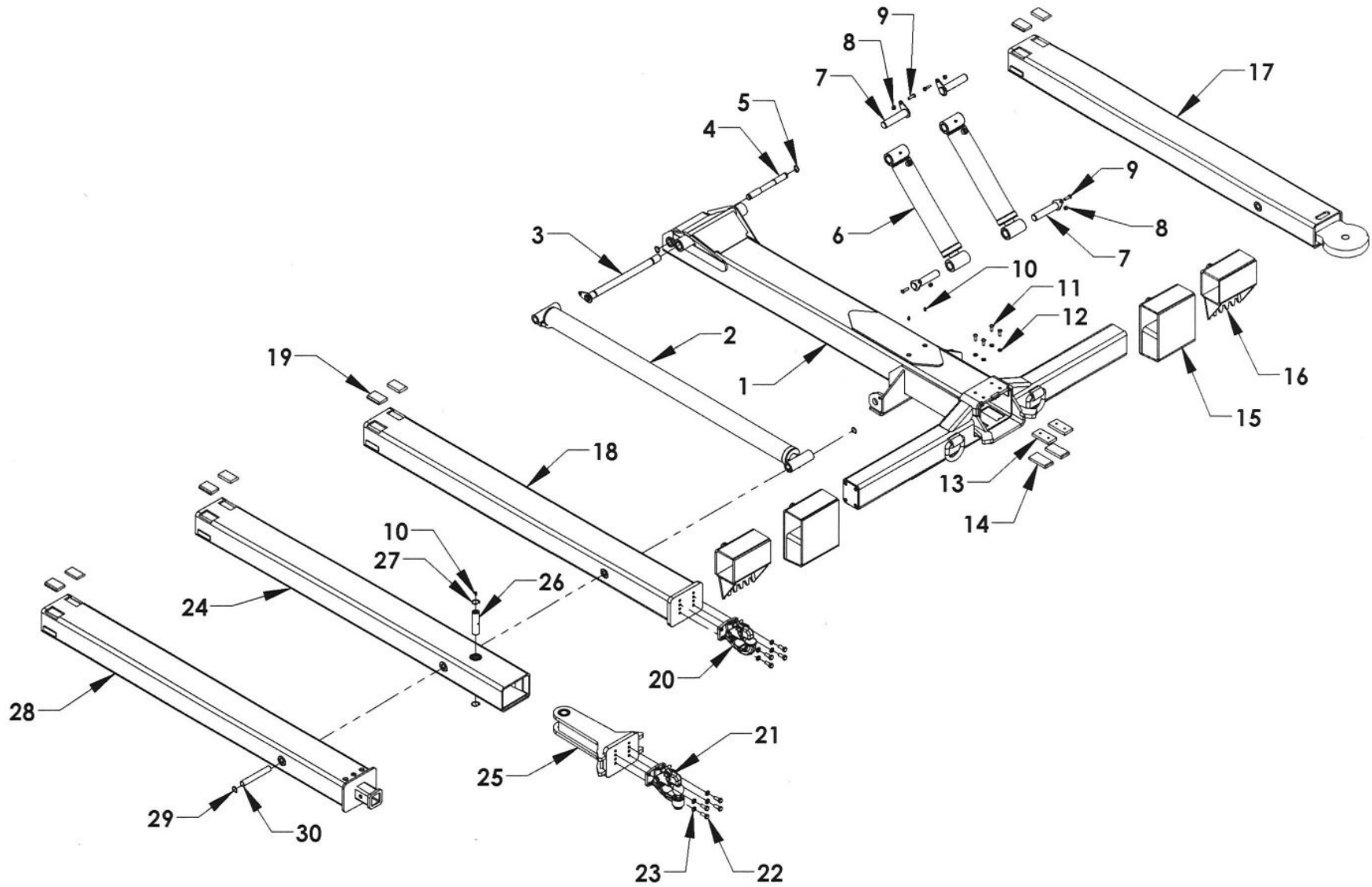
REF NO.	NO REQ'D	PART NUMBER	DESCRIPTION
1	1	811160	CROSSBAR 4K (3.5 x 3.5)
2	1	0809283L	4-INCH WHEEL GRID - LH
3	1	0809284R	4-INCH WHEEL GRID - RH
4	2	0801332	STEEL L-ARM 4000 LB
5	2	0308664	STRAP AND RATCHET PIVOT ASSEMBLY
6	1	0940434L	WHEEL GRID (DROP-IN L-ARM) - LEFT
7	1	0940434R	WHEEL GRID (DROP-IN L-ARM) - RIGHT
8	1	65250L	4000 LB L-ARM - LEFT
9	1	65250R	4000 LB L-ARM - RIGHT
10	2	65245	REMOVABLE PAN (CHEVRON)
11	2	84911	SAFETY PIN, 5/16 (CHEVRON)
12	2	65285	WHEEL STRAP WITH D-RING
13	2	65280A	RATCHET AND HOOK
14	1	8800800	LH WHEEL GRID
15	1	8800900	RH WHEEL GRID
16	1	8700190	LH WHEEL RETAINER
17	1	8700180	RH WHEEL RETAINER
18	1	0909499L	WHEEL GRID 3WP - LEFT
19	1	0909499R	WHEEL GRID 3WP - RIGHT
20	1	0803648	3-WAY PIVOT L-ARM - LEFT
21	1	0803649	3-WAY PIVOT L-ARM - RIGHT
22	2	0902382	BASKET TIRE STRAP - SMALL-MEDIUM YELLOW
	2	65287	BASKET TIRE STRAP - MEDIUM-LARGE, BLUE
23	2	65460	3-1/2 INCH FORK HOLDER
24	2	663530	FRAME FORK, 3 INCH CAST
25	2	663545	FRAME FORK SHORT, 4-1/2 INCH CAST
26	1	0940458	REESE HITCH RECEIVER, COMMON GEN2

Section V - PARTS
PINTLE ATTACHMENT GROUP



REF	PART #	DESCRIPTION	QPU
1A	66370	PINTLE ATTACHMENT	1
1B	66378	RETAINING PIN	2
1C	65292	LANYARD	2
1D	0403004	BOLT BHCS 3/8-16 x 3/4	4
2A	A3020	TOW BALL PINTLE HITCH	1
2B	A3020H	PINTLE HOOK	1
3	66280	FORK HOLDER - 4 IN. CROSSBAR	2
	65460	FORK HOLDER - 3-1/2 IN. CROSSBAR	2
4	04000005	BOLT 1/2-13 X 1.25 GRADE 8 SECURE WITH LOCTITE	2
5	0403056	BOLT 1/2-13 X 2-1/2 GRADE 8	2
6	0400408	NUT, NYLOK 1/2-13	2

Section V - PARTS
4,000 LB. UNDERLIFT GEN 2 LCG

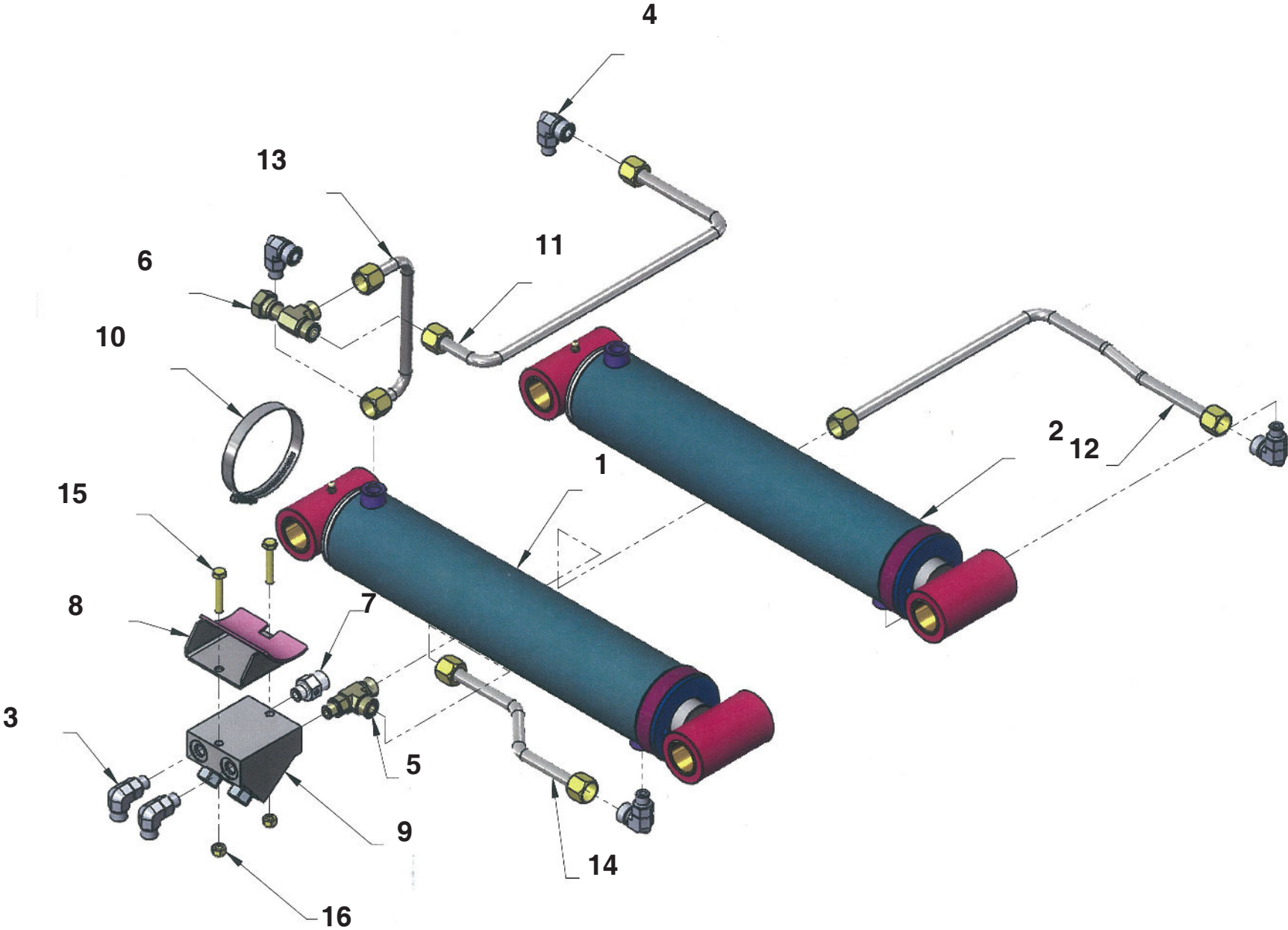


Section V - PARTS

4,000 LB. UNDERLIFT - GEN 2

REF. NO.	QTY	PART NUMBER	DESCRIPTION
1	1	10270408DS	WHEEL LIFT OUTER BOOM TUBE
2	1	72A30054	WL EXTEND CYLINDER 3.0 BORE x 54 STROKE
3	1	0809411U	WHEEL LIFT BOOM HINGE PIN
4	1	729352	PIN - WHEEL LIFT EXTEND CYLINDER BASE
5	2	86100E	SNAP RING 1' EXTERNAL
6	2	72A33013	LIFT CYLINDER 3.25 BORE x 13 STROKE
7	4	14710	KEEPER PIN 1.23 x 5.50
8	4	0400392	NYLON LOCK NUT 3/8-16 UNC
9	4	0400122	BOLT, HHCS 3/8-16 UNC x 1-1/4
10	3	7B130	GREASE FITTING 1/4-28
11	4	0403139	BOLT, BHCS 3/8-16 UNC x 1
12	4	0400482	LOCK WASHER 3/8
13	2	63595H	WEAR PAD NYLATRON NSM 1/2 x 2 x 4 W/HOLES
14	2	63595	WEAR PAD NYLATRON NSM 1/2 x 2 x 4
15	2	0809898-54	DOCK STABILIZER EXTENSION STAND (OPT)
16	2	0809646-54	DOCK STABILIZER SPADE (OPT)
17	1	0811159	4K INNER BOOM TUBE
18	1	10244P	4K INNER PINTLE BOOM TUBE
19	2	65613	WEAR PAD 1/2 x 2 x 3 NSM BEVELED
20	1	A3020H	PINTLE HOOK ATTACHMENT
21	1	A3020	PINTLE BALL ATTACHMENT
22	4	0400177	BOLT, HEX 1/2-13 UNC x 1-1/4
23	4	0400491	WASHER 1/2 LOCK
24	1	102404-PP	4K INNER BOOM-PIVOTING PINTLE
25	1	143355	PIVOTING PINTLE HEAD WELDMENT - 4K
26	1	143142PP	PIN - PIVOTING PINTLE HEAD 4K
27	2	86125I	SNAP RING 1-1/4 INTERNAL
28	1	10244R	4K INNER BOOM - REESE RECEIVER
29	2	86100I	SNAP RING 1" INTERNAL
30	1	72940	CYLINDER PIN

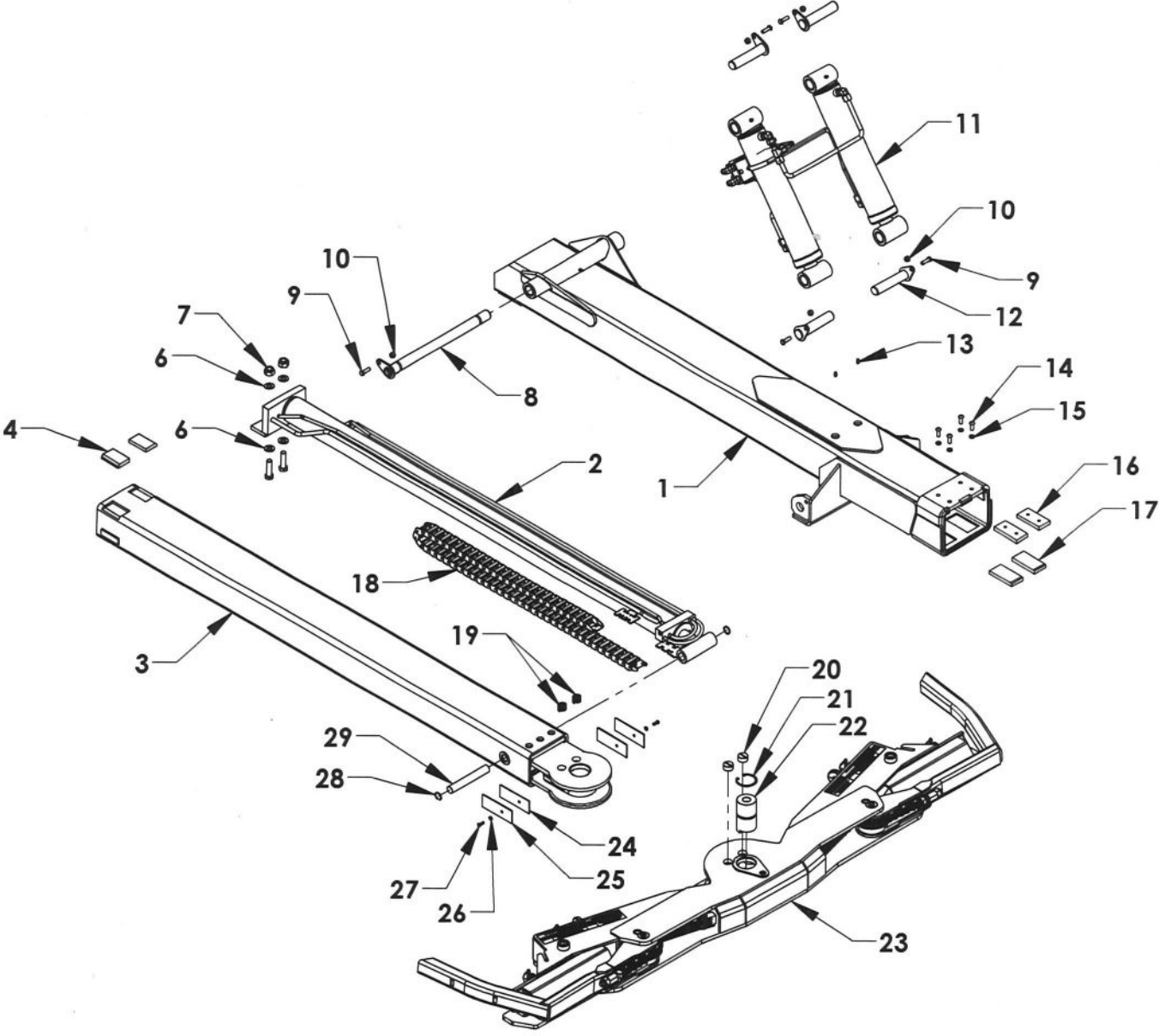
Section V - PARTS
UNDERLIFT CYLINDER FLUID TUBE GROUP



Section V - PARTS**UNDERLIFT CYLINDER FLUID
TUBE GROUP**

REF. NO.	NO. REQ'D	PART NUMBER	DESCRIPTION
1	1	72A33013	LIFT CYLINDER 3.25 x 1.75 x 13.00
2	1	72A39013	LIFT CYLINDER 3.25 x 1.75 x 13.00
3	2	ADPTR-FF1868T0606S	ADAPTER 90 ORS/ORB 6 x 6
4	4	ADPTR-FF1868T0806S	ADAPTER 90 ORS/ORB 8 x 6
5	1	ADPTR-FF1865T0806S	ADAPTER TEE ORS/ORS/ORB 8 x 8 x 6
6	1	ADPTR-FF2114T0808S	ADAPTER TEE ORS 8 x 8
7	1	ADPTR-FF1852T0806	ADAPTER STRAIGHT ORS/ORB 8 x 6
8	1	0809875-325	UNDERLIFT VALVE MOUNTING BRACKET
9	1	74345	DUAL COUNTERBALANCE VALVE CBCG-XVN
10	1	85164	HOSE CLAMP 3-3.5 STAINLESS 316
11	1	72H33013L2	UNDERLIFT FLUID TUBE ASSEMBLY - LEFT
12	1	72H33013L1	UNDERLIFT FLUID TUBE ASSEMBLY - LEFT
13	1	72H33013R2	UNDERLIFT FLUID TUBE ASSEMBLY - RIGHT
14	1	72H33013R1	UNDERLIFT FLUID TUBE ASSEMBLY - RIGHT
15	2	0400824	5/16 x 1-3/4 HEX BOLT
16	2	7A528W	NYLON LOCK NUT 5/16-18 UNC

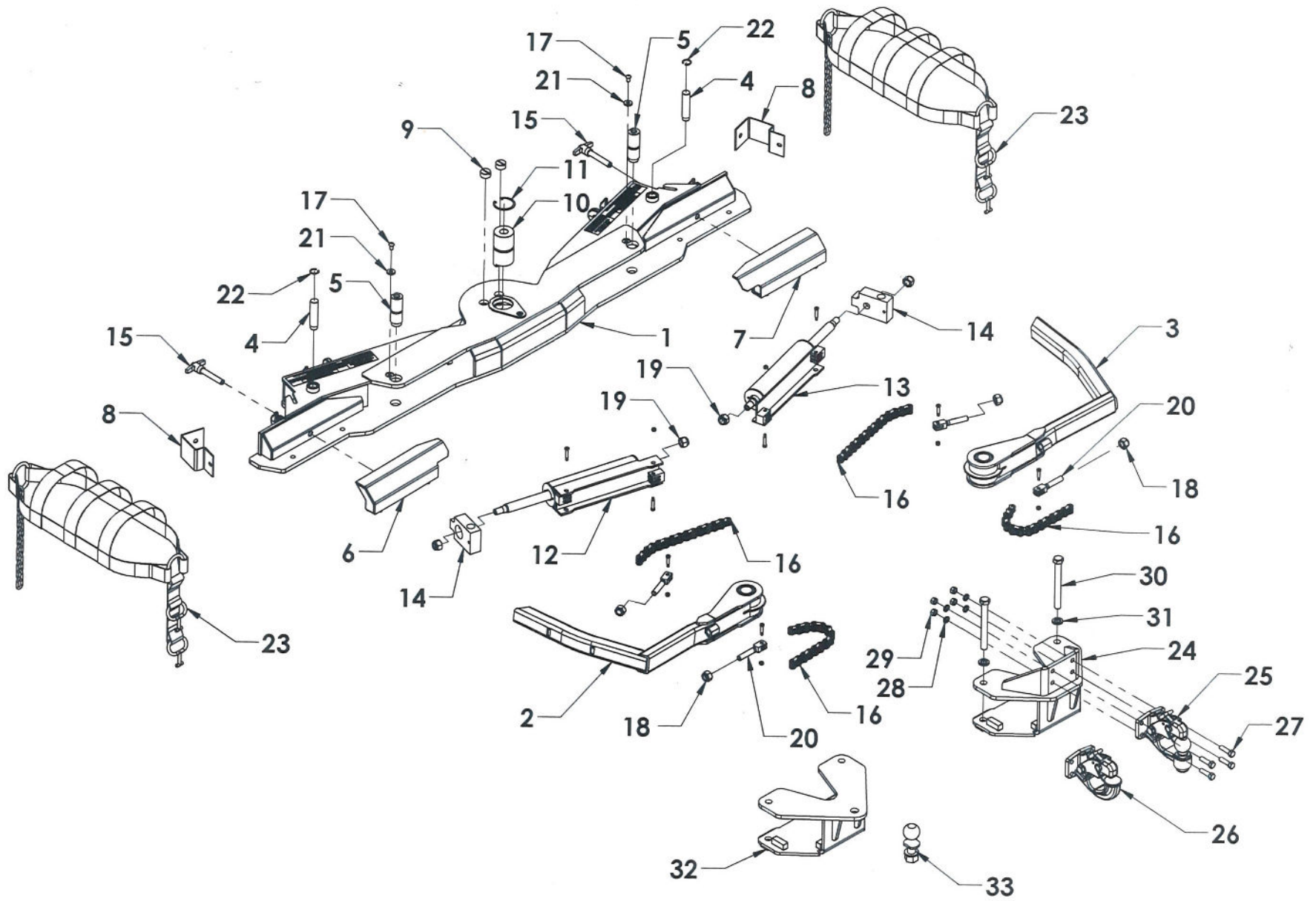
Section V - PARTS
AUTOGRIP WHEEL LIFT



Section V - PARTS
AUTOGRIP WHEEL LIFT

REF NO.	NO REQ'D	PART NUMBER	DESCRIPTION
1	1	10270410	AUTOGRIP OUTER BOOM TUBE - GEN2 LCG 4K
2	1	72136	AUTOGRIP EXTEND CYLINDER - CARRIER
3	1	102522	AUTOGRIP INNER TUBE GEN2
4	2	65612	WEAR PAD 1/2 x 2 x 3 NSM BEVELED
5	2	0403141	BOLT HHCS 5/8-11 UNC x 2-1/4
6	4	0400505	FLAT WASHER 5/8
7	2	0400426	NYLON LOCK NUT 5/8-11 UNC
8	1	0809411U	WHEEL LIFT BOOM HINGE PIN
9	5	0400122	BOLT, HHCS 3/8-16 UNC x 1-1/4
10	5	0400392	NYLON LOCK NUT 3/8-16 UNC
11	2	72A33013	LIFT CYLINDER 3.25 x 1.75 x 13.00
12	4	14710	KEEPER PIN 1.23 x 5.50
13	2	0300113	GREASE FITTING 1/4-28 UNF
14	4	0403139	BOLT, BHCS 3/8-16 UNC x 1
15	4	0400482	LOCK WASHER 3/8"
16	2	63595H	WEAR PAD NYLATRON NSM 1/2 x 2 x 4 WITH HOLES
17	2	63595	WEAR PAD NYLATRON NSM 1/2 x 2 x 4
18	1	69757	AUTOGRIP HOSE TRACK 58 LINKS
19	2	69320	AUTOGRIP DETENT SPRING GEN2
20	2	643272	AUTOGRIP DETENT SCREW GEN2
21	1	86250I	SNAP RING 2-1/2" INTERNAL
22	1	644402	AUTOGRIP CROSSBAR PIVOT PIN GEN2
23	1	644002CG	AUTOGRIP CROSSBAR GEN2
24	2	64304R	RUBBER GASKET FOR 64304C
25	2	64304C	HOSE CLAMP FOR SIDE OF AUTOGRIP II YOKE
26	2	0400452	LOCK WASHER 1/4"
27	2	0403142	BOLT, BUTTON HEAD 1/4-20 x 3/4
28	2	86100I	SNAP RING 1" INTERNAL
29	1	72940	CYLINDER PIN 0.980 x 6-5/8

Section V - PARTS
AUTOGRIP II COMPONENTS



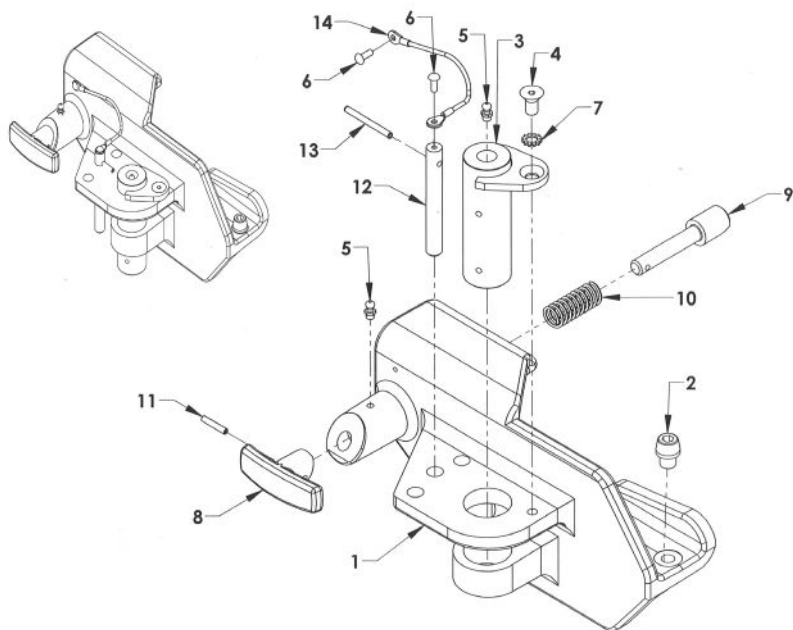
Section V - PARTS

AUTOGRIP II COMPONENTS

REF NO.	NO REQ'D	PART NUMBER	DESCRIPTION
1	1	644002	CROSSBAR WELDMENT
2	1	644352	WHEEL RETAINER - LEFT
3	1	644352	WHEEL RETAINER - RIGHT
4	2	644432	WHEEL RETAINER CYLINDER PIN
5	2	644452	ARM PIVOT PIN
6	1	697402L	WHEEL SPACER - LEFT
7	1	697402R	WHEEL SPACER - RIGHT
8	2	644292	HOSE GUARD
9	2	64327	SCREW-PLUG CROSSBAR DETENT
10	1	644402	CROSSBAR PIN
11	1	862501	SNAP RING 2.500 INCH INTERNAL
12	2	720152L	WHEEL RETAINER CYLINDER - LEFT
13	2	720152R	WHEEL RETAINER CYLINDER - RIGHT
14	2	727162	L-ARM CYLINDER END BLOCK
15	2	84921	T-PIN 5/8 x 3
16	4	87440	AUTOGRIP ARM CHAIN
	4	0403163	5/16 x 1-1/4 SHOULDER SHCS 1/4-20 UNC
	4	0400367	1/4-20 UNC NYLON LOCK NUT
17	2	0403161	3/8 ALLEN BOLT
18	4	0400421	5/8 NYLON LOCK NUT
19	2	0400430	3/4 NYLON LOCK NUT
20	4	64441	CHAIN CLEVIS
	4	0403164	5/16 x 1 SHOULDER SHCS 1/4-20 UNC
	4	0400367	1/4-20 UNC NYLON LOCK NUT
21	2	0400480	5/16 FLAT WASHER
22	2	861001	SNAP-RING 1.000 INCH INTERNAL
23	2	0902382	BASKET TIRE STRAP - SMALL-MEDIUM YELLOW
	2	65287	BASKET TIRE STRAP - MEDIUM-LARGE BLUE
24	1	694520	AUTOGRIP PINTLE ADAPTOR (OPTIONAL)
25	1	A3020	PINTLE BALL ATTACHMENT (OPTIONAL)
26	1	A3020H	PINTLE HOOK ATTACHMENT (OPTIONAL)
27	4	0403058	BOLT, HHCS 1/2-13 UNC x 1-3/4
28	4	0400491	LOCK WASHER, 1/2
29	4	0400407	HEX NUT 1/2-13 UNC
30	2	0403097	BOLT, HHCS 3/4-10 UNC x 6-1/2
31	2	0403082	LOCK WASHER 3/4
32	1	694510	AUTOGRIP TOWBALL ADAPTOR (OPTIONAL)
33	1	0300091	TOWBALL W/NUT

Section V - PARTS

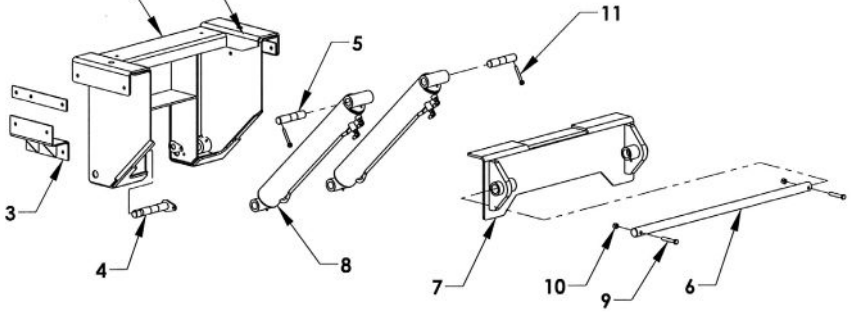
PIVOT L-ARM RECEIVER GROUP



REF. NO.	NO. REQ'D	PART NUMBER	DESCRIPTION
	1	09008128R	PIVOT L-ARM RECEIVER GROUP-RIGHT (SHOWN)
1	1	0719080R	PIVOT L-ARM RECEIVER CASTING-RHT (SHOWN)
2	1	0712933	ALIGNMENT PIN
3	1	0802187	L-ARM RECEIVER CASTING PIVOT PIN
4	1	0400349	SCREW 3/8-16 x 3/4 FHS
5	2	0300113	GREASE FITTING 1/4-28
6	2	0400044	SCREW #10-24 x 1/2 DRV
7	1	0400481	LOCKWASHER 3/8 EXTERNAL TOOTH
8	1	0302648	T-HANDLE
9	1	0707505	PIN, PLUNGER
10	1	0302641	SPRING - PLUNGER PIN
11	1	0400559	PIN 3/16 x 1 SPRING ROLL
12	1	0714415	PIN
13	1	HD0107	SPRING PIN 3/16 x 2
14	1	0303918	CABLE ASSEMBLY, PIN RETAINER

Section V - PARTS

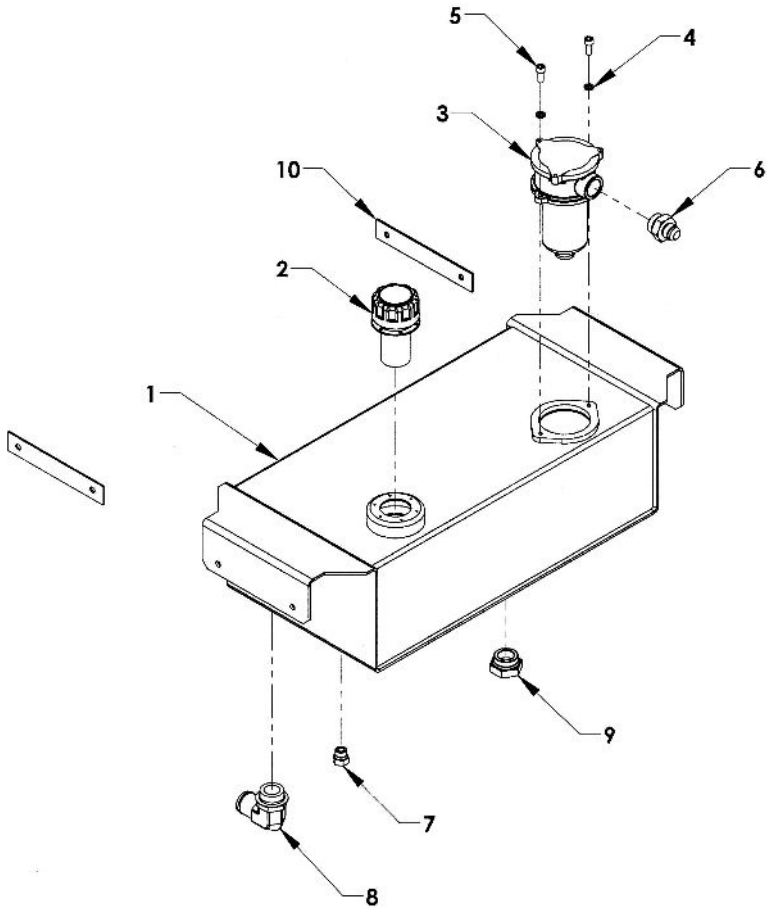
16 LCG INBOARD TILT CYLINDERS INBOARD SADDLES



REF	PART #	DESCRIPTION	QPU
1	1A9002	INTERNAL SADDLE	1
2	1A821S	SADDLE SHIM	2
3	1A925	FRAME MOUNTING BRACKET	2
4	1A828A	INBOARD SADDLE TILT PIN	2
5	13069	PIN - TILT CYLINDER BASE	2
6	0750952	HINGE PIN - 1-1/2 x 41-3/8	1
7	0809533	HINGE ANGLE	1
8	72A35023	TILT CYLINDER 3.5 BORE x 23 STROKE	2
	72A350265	TILT CYLINDER 3.5 BORE x 26.5 STROKE	2
9	0403159	BOLT 1/2-20 UNF x 3 GRADE 5	2
10	0403160	NYLON LOCK NUT 1/2-20 UNF	2
11	84680	PIN EYE	2

Section V - PARTS

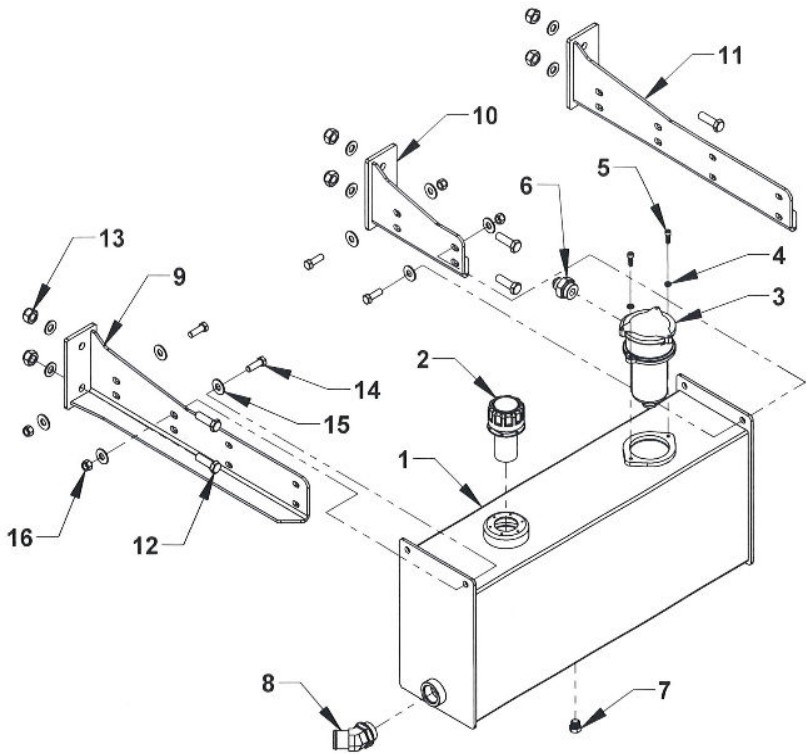
INBOARD OIL RESERVOIR GROUP



REF. NO.	NO. REQ'D	PART NUMBER	DESCRIPTION
1	1	763100	INBOARD OIL RESERVOIR WELDMENT
2	1	76213	FILLER BREATHER CAP
3	1	76270	FILTER ASSEMBLY
	1	76271	REPLACEMENT FILTER ELEMENT
4	2	0400464	LOCK WASHER 3/8 ZP
5	2	04001427	BHCS 3/8-16 UNC x 7/8 SS
6	1	ADPTR202702-16 x 12	ADAPTOR 202702-16 x 12
7	1	ADPTR900598-8	ADAPTOR 900598-8 (DRAIN PLUG)
8	1	77C92	20 x 24 SUCTION HOSE FITTING 90°
9	1	ADPTR900598-20	ADAPTOR 900598-20 (DRAIN PLUG)
10	2	763106	FRAME WIDTH SHIM

Section V - PARTS

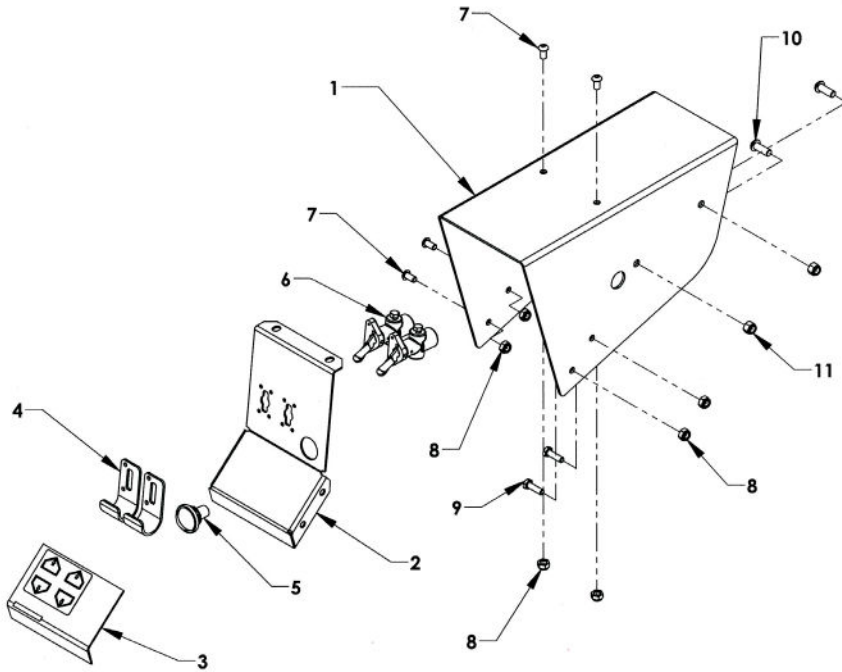
14 GAL. OUTBOARD OIL TANK GROUP



REF	QTY	PART #	DESCRIPTION
1	1	762110	14 GAL. OUTBOARD OIL TANK WELDMENT
2	1	76213G	FILLER BREATHER CAP ASSEMBLY
3	1	76270	FILTER ASSEMBLY
4	1	76271	REPLACEMENT FILTER ELEMENT
5	2	0402118	LOCK WASHER 5/16 ZINC PLATE
6	2	04001427	BHCS SCHS 5/16-18 UNC x 7/8 SS
7	1	0301368	ADAPTOR 202702 16 x 12
8	1	03006085	ADAPTOR 900598-8 (MAGNETIC DRAIN PLUG)
9	1	03006341	20 x 24 SUCTION HOSE FITTING 90°
10	1	37855L	TANK MTG. BRACKET - LEFT
11	1	37858L	TANK MTG. BRACKET (SHORT) - LEFT
12	1	37858R	TANK MTG. BRACKET - RIGHT
13	1	37855R	TANK MTG. BRACKET (SHORT) - RIGHT
14	6	0400274	BOLT 5/8-11 x 2 UNC GR8
15	6	0400426	NYLON LOCK NUT 5/8-11 UNC ZINC PLATED
16	6	0400181	BOLT 1/2-13 UNC x 1-1/2 GR8
17	8	0400492	FLAT WASHER 1/2 ZINC PLATED
18	4	4013100	NYLON LOCK NUT 1/2-13 UNC ZINC PLATED

Section V - PARTS

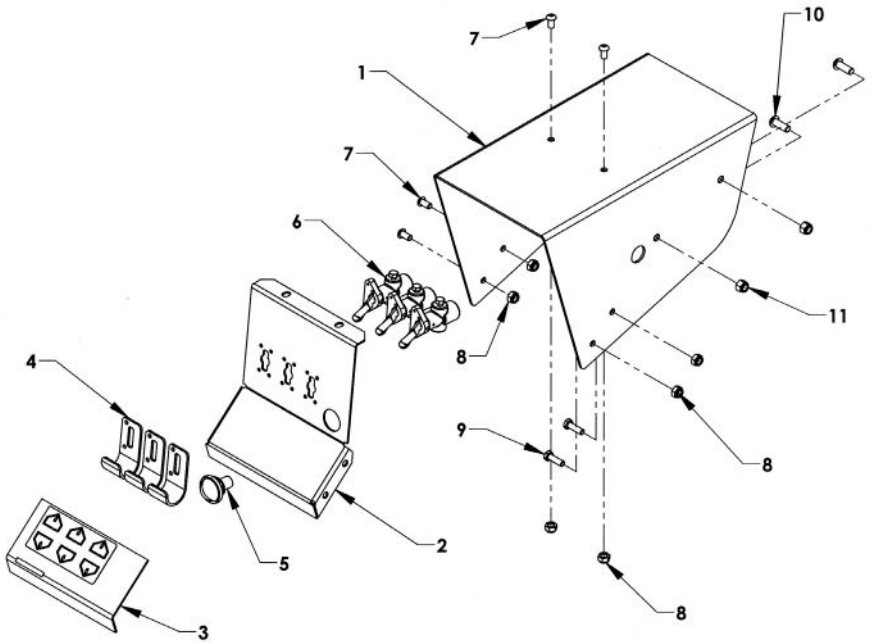
2 AIR VALVE CONTROL STATION



REF. NO.	NO. REQ'D	PART NUMBER	DESCRIPTION
1	1	18148	2-TOGGLE AIR VALVE CONTROL HOOD
2	1	18149L	2-TOGGLE AIR VALVE CONTROL PANEL - LEFT
	1	18148R	2-TOGGLE AIR VALVE CONTROL PANEL - RIGHT
3	1	18221L	2-TOGGLE AIR VALVE CONTROL PLACARD - LEFT
	1	18221R	2-TOGGLE AIR VALVE CONTROL PLACARD - RIGHT
4	2	18145	TOGGLE AIR VALVE GUARD
5	1	97300	CONTROL LIGHT
6	2	71716	TOGGLE AIR VALVE
7	4	0403158	BOLT BHCS 5/16-18 UNC x 5/8
8	6	0400382	NYLON LOCK NUT 5/16 UNC
9	2	0400109	BOLT HHCS 5/16-18 UNC x 1
10	2	0403139	BOLT BHCS 3/8-16 UNC x 1
11	2	0400392	NYLON LOCK NUT 3/8-16 UNC

Section V - PARTS

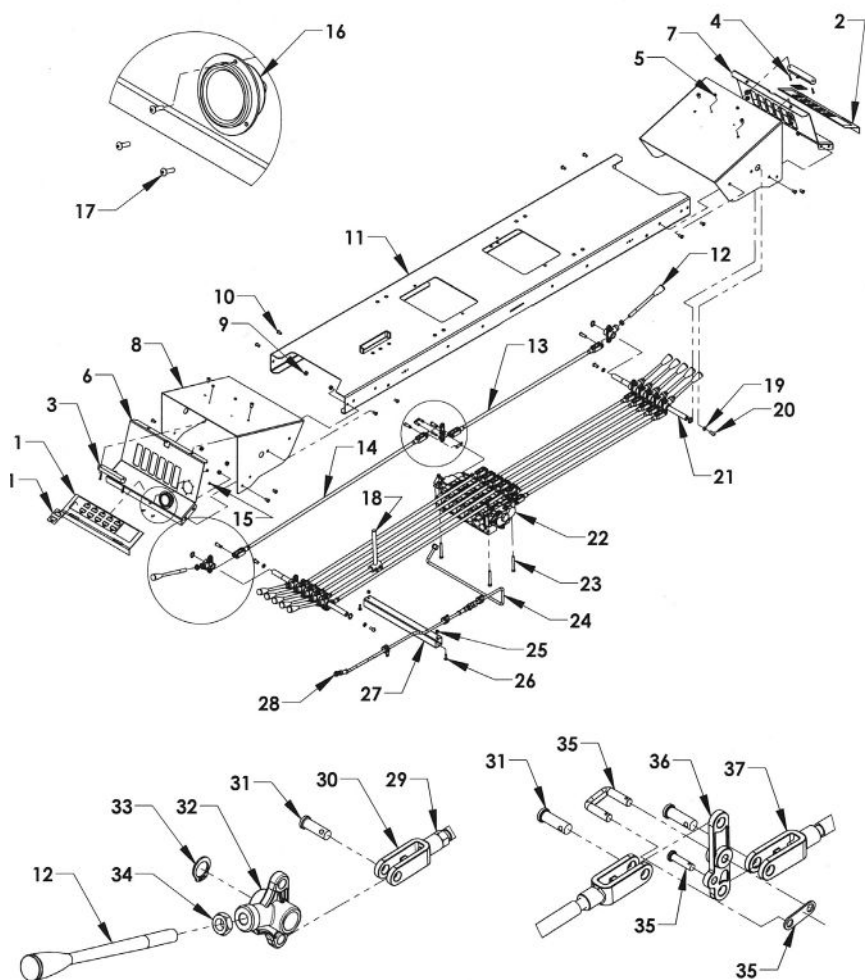
3 AIR VALVE CONTROL STATION



REF. NO.	NO. REQ'D	PART NUMBER	DESCRIPTION
1	1	18146	3-TOGGLE AIR VALVE CONTROL HOOD
2	1	18147L	3-TOGGLE AIR VALVE CONTROL PANEL - LEFT
	1	18147R	3-TOGGLE AIR VALVE CONTROL PANEL - RIGHT
3	1	18211L	AIR SHIFT WINCH CLUTCH CONTROL PLACARD - L
	1	18211R	AIR SHIFT WINCH CLUTCH CONTROL PLACARD - R
4	3	18145	TOGGLE AIR VALVE GUARD
5	1	97300	CONTROL LIGHT
6	3	71716	TOGGLE AIR VALVE
7	4	0403158	BOLT BHCS 5/16-18 UNC x 5/8
8	6	0400382	NYLON LOCK NUT 5/16-18 UNC
9	2	0400109	BOLT HHCS 5/16-18 UNC x 1
10	2	0403139	BOLT BHCS 3/8-16 UNC x 1
11	2	0400392	NYLON LOCK NUT 3/8-16 UNC

Section V - PARTS

6-SPOOL CONTROL STATION



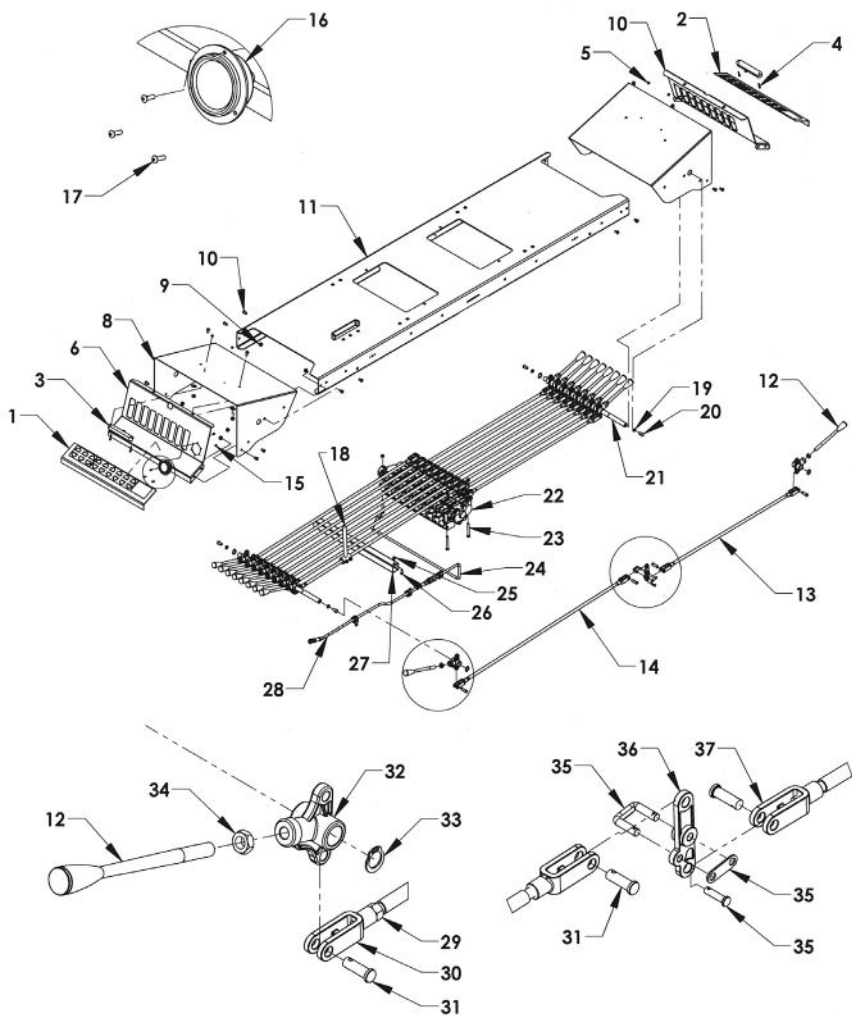
Section V - PARTS

6-SPOOL CONTROL STATION

REF. NO.	NO. REQ'D	PART NUMBER	DESCRIPTION
1	1	18212L	5 SPOOL/6 SPOOL CONTROL PLACARD-LEFT
	1	18237	CONTROL PLACARD AUTOGRIP OVERLAY
2	1	18212R	5 SPOOL/6 SPOOL CONTROL PLACARD-RIGHT
	1	18237	CONTROL PLACARD AUTOGRIP OVERLAY
3	2	0320162	LED CONTROL STATION LIGHT - 6 IN.
4	4	04000281	SCREW, PHILLIPS #6-32 UNC x 7/8
5	4	04000262	NYLON LOCK NUT #6-32 SS
6	1	0752652L	CONTROL PANEL - LEFT
7	1	0752652R	CONTROL PANEL - RIGHT
8	2	0752651	CONTROL HOOD
9	23	0400832	NYLON LOCK NUT 5/16-18 UNC
10	20	0403144	BHCS 5/16-18 UNC x 5/8
11	1	181286W	CONTROL BOX ARM WELDMENT - 79.5 IN
12	6	0320048-GY	CONTROL HANDLE 8" - GRAY
	2	0320048-RD	CONTROL HANDLE 8" - RED
	4	0320048-BL	CONTROL HANDLE 8" - BLUE
13	6	7A528W	CONTROL ROD 28-1/2
14	6	7A538W	CONTROL ROD 37-3/4
15	6	0403147	NYLON LOCK NUT #6-32 x 1
16	1	0320157	PRESSURE GAUGE HYDRAULIC - 2 IN.
17	6	04000282	SCREW PHILLIPS #6-32 x 1/2
18	1	0809904	ANTI-TILT CONTROL ROD WELDMENT
19	4	0402121	LOCK WASHER 3/8 SS
20	4	0400878	BHCS 3/8-16 UNC x 3/4
21	2	7A5753-17	CONTROL HANDLE CROSS ROD 3/4 x 17
22	1	74116	VALVE BODY GRESEN 6 SPOOL
23	3	0403169	HHCS 5/16-18 UNC x 2-3/4
24	1	0752718-5	CONTROL STATION GAUGE FLUID TUBE - 5 SP
	1	0752718-6	CONTROL STATION GAUGE FLUID TUBE - 6 SP
25	2	0400367	NYLON LOCK NUT 1/4-20 UNC
26	2	0403142	HHCS 1/4-20 UNC x 3/4
27	1	18335	CONTROL STATION WIRE TUBE - 6 SPOOL
28	1	0320169	PRESSURE GAUGE HOSE
29	6	0400388	NUT 3/8-24 HF RH
30	12	84530	CLEVIS - RIGHT HAND THREAD
31	24	84620	CLEVIS PIN 3/8 x 1-1/8
32	12	7A1155	CONTROL HANDLE PIVOT BASE
33	4	86075E	SNAP RING 3/4 EXTERNAL
34	12	0400410	1/2-13 UN JAM NUT ZP
35	6	7A010	CLEVIS PIN AND LINK ASSEMBLY
36	6	7A121	BELL CRANK
37	12	84540	CLEVIS - LEFT HAND THREAD

Section V - PARTS

9-SPOOL CONTROL STATION



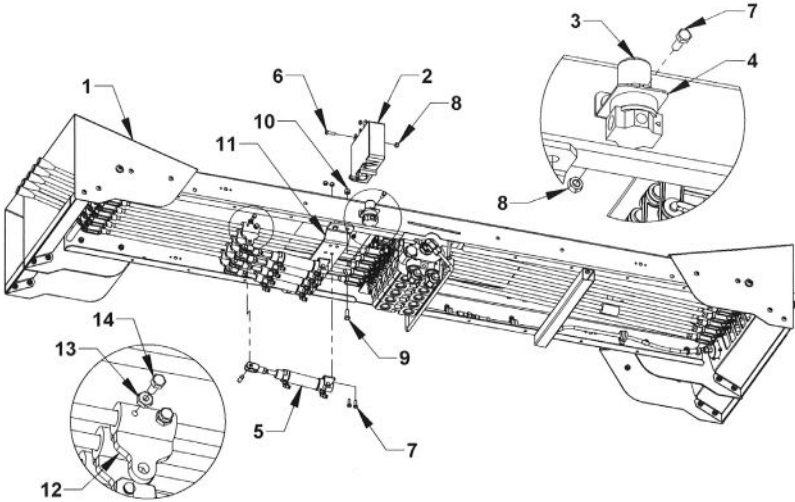
Section V - PARTS

9-SPOOL CONTROL STATION

REF. NO.	NO. REQ'D	PART NUMBER	DESCRIPTION
1	1	18219L	CONTROL PLACARD 4-CAR AUTOGRIP - LEFT
	1	18218L	CONTROL PLACARD 4-CAR CARRIER - LEFT
	1	18235L	CONTROL PLACARD DUAL DECK - LEFT
2	1	18219R	CONTROL PLACARD 4-CAR AUTOGRIP - RIGHT
	1	18218R	CONTROL PLACARD 4-CAR CARRIER - RIGHT
	1	18235R	CONTROL PLACARD DUAL DECK - RIGHT
3	2	0320162	LED CONTROL STATION LIGHT - 6 IN.
4	4	04000281	SCREW, PHILLIPS #6-32 UNC x 7/8
5	4	04000262	NYLON LOCK NUT #6-32 SS
6	1	0752654L	CONTROL PANEL - LEFT
7	1	0752654R	CONTROL PANEL - RIGHT
8	2	0752653	CONTROL HOOD
9	23	0400832	NYLON LOCK NUT 5/16-18 UNC
10	20	0403144	BHCS 5/16-18 UNC x 5/8
11	1	181289W	CONTROL BOX ARM WELDMENT - 79.5 IN
12	6	0320048-BL	CONTROL HANDLE 8" - BLUE
	4	0320048-RD	CONTROL HANDLE 8" - RED
	2	0320048-GR	CONTROL HANDLE 8" - GREEN
	6	0320048-GY	CONTROL HANDLE 8" - GRAY
13	6	7A528W	CONTROL ROD 28-1/2
14	6	7A538W	CONTROL ROD 37-3/4
15	6	0403147	NYLON LOCK NUT #6-32 x 1
16	1	0320157	PRESSURE GAUGE HYDRAULIC - 2 IN.
17	6	04000282	SCREW PHILLIPS #6-32 x 1/2
18	1	0809904	ANTI-TILT CONTROL ROD WELDMENT
19	4	0402121	LOCK WASHER 3/8 SS
20	4	0400878	BHCS 3/8-16 UNC x 3/4
21	2	7A5753-20	CONTROL HANDLE CROSS ROD 3/4 x 20-3/4
22	1	74119	VALVE BODY GRESEN 9 SPOOL
23	3	0403169	HHCS 5/16-18 UNC x 2-3/4
24	1	0752718-7	CONTROL STATION GAUGE FLUID TUBE - 7 SP
	1	0752718-8	CONTROL STATION GAUGE FLUID TUBE - 8 SP
	1	0752718-9	CONTROL STATION GAUGE FLUID TUBE - 9 SP
25	2	0400367	NYLON LOCK NUT 1/4-20 UNC
26	2	0403142	HHCS 1/4-20 UNC x 3/4
27	1	18336	CONTROL STATION WIRE TUBE - 9 SPOOL
28	1	0320169	PRESSURE GAUGE HOSE
29	9	0400388	NUT 3/8-24 HF RH
30	18	84530	CLEVIS - RIGHT HAND THREAD
31	36	84620	CLEVIS PIN 3/8 x 1-1/8
32	18	7A1155	CONTROL HANDLE PIVOT BASE
33	4	86075E	SNAP RING 3/4 EXTERNAL
34	18	0400410	1/2-13 UN JAM NUT ZP
35	9	7A010	CLEVIS PIN AND LINK ASSEMBLY
36	9	7A121	BELL CRANK
37	18	84540	CLEVIS - LEFT HAND THREAD

Section V - PARTS

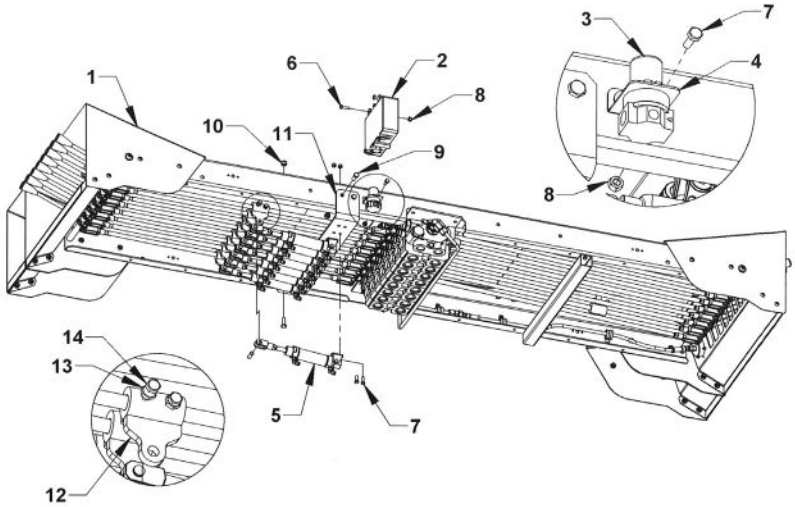
REMOTE CONTROL AIR CYLINDERS 6-SPOOL



REF. NO.	QTY	PART NUMBER	DESCRIPTION
1	1	183126	6-SPOOL CONTROL STATION
2	1	0308726-2	RADIO CONTROL RECEIVER BOX 2-FUNCTION
		0308726-4	RADIO CONTROL RECEIVER BOX 4-FUNCTION
		0308726-6	RADIO CONTROL RECEIVER BOX 6-FUNCTION
		03087256-8	RADIO CONTROL RECEIVER BOX 8-FUNCTION
		0308726-10	RADIO CONTROL RECEIVER BOX 10-FUNCTION
		0308726-12	RADIO CONTROL RECEIVER BOX 12-FUNCTION
		0308726-16	RADIO CONTROL RECEIVER BOX 16-FUNCTION
3	1	71713	AIR PRESSURE REGULATOR
4	1	0752351	AIR PRESSURE REGULATOR MTG BRACKET
5	X	0308711	AIR CYLINDER 2 INCH STROKE
6	3	0403043	BOLT HHCS 1/4-20 UNC x 1 GR5
7	X	0400066	BOLT HHCS 1/4-20 UNC x 3/4 GR5
8	X	0400367	NUT NYLOK 1/-20 UNC
9	4	0400126	BOLT HHCS 3/8-18 UNC x 1 GR5
10	4	0400392	NUT NYLOC 3/8-16 UNC
11	1	181381	AIR CYLINDER MTG BRKT 6-SPOOL GEN2
12	X	0809905	BOLT-ON AIR CYLINDER PLATE WELDMENT
13	X	0400059	BOLT HHCS 1/4-20 UNC x 5/8 GR5
14	X	0400366	NUT HEX 1/4-20 UNC

Section V - PARTS

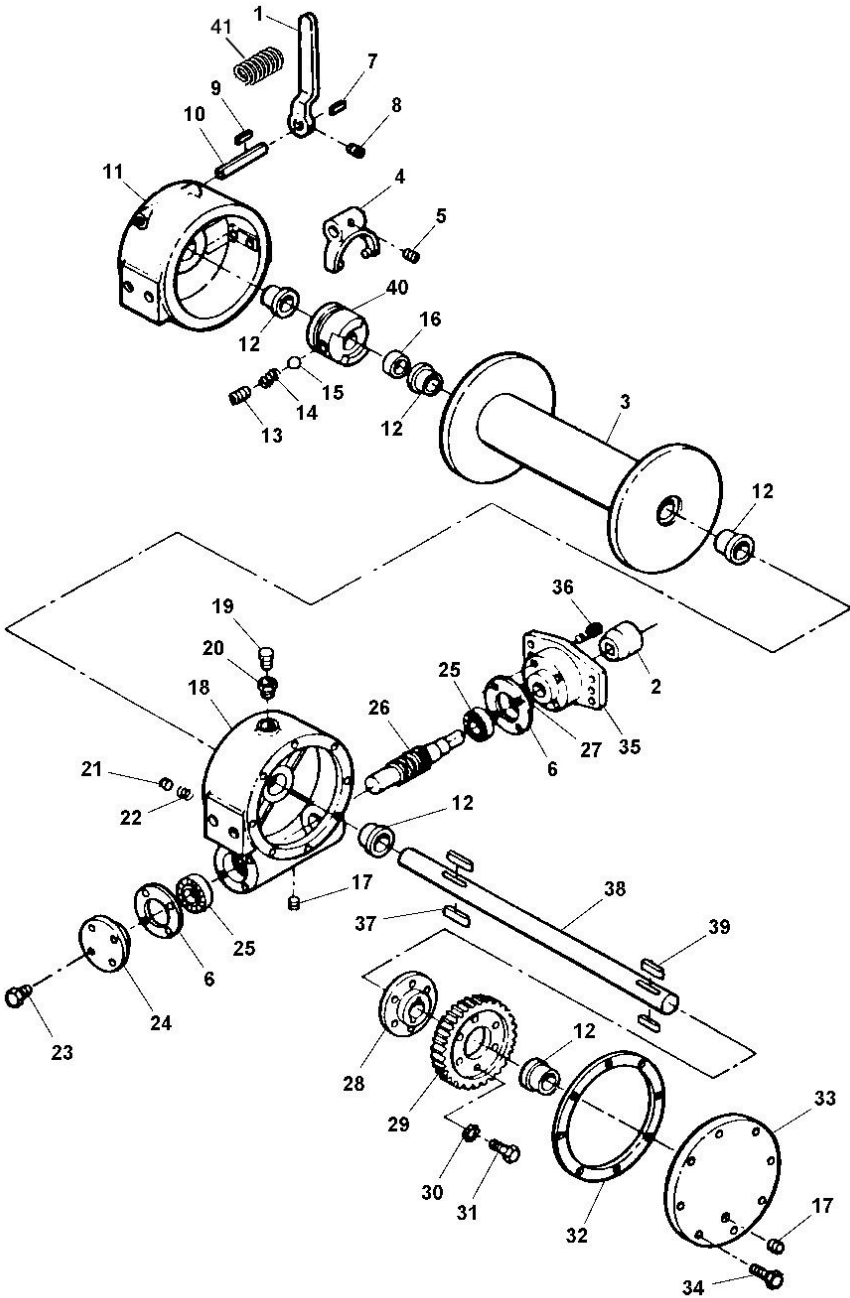
REMOTE CONTROL AIR CYLINDERS 9-SPOOL



REF. NO.	QTY	PART NUMBER	DESCRIPTION
1	1	183129	9-SPOOL CONTROL STATION
2	1	0308726-2	RADIO CONTROL RECEIVER BOX 2-FUNCTION
		0308726-4	RADIO CONTROL RECEIVER BOX 4-FUNCTION
		0308726-6	RADIO CONTROL RECEIVER BOX 6-FUNCTION
		03087256-8	RADIO CONTROL RECEIVER BOX 8-FUNCTION
		0308726-10	RADIO CONTROL RECEIVER BOX 10-FUNCTION
		0308726-12	RADIO CONTROL RECEIVER BOX 12-FUNCTION
		0308726-16	RADIO CONTROL RECEIVER BOX 16-FUNCTION
3	1	71713	AIR PRESSURE REGULATOR
4	1	0752351	AIR PRESSURE REGULATOR MTG BRACKET
5	X	0308711	AIR CYLINDER 2 INCH STROKE
6	3	0403043	BOLT HHCS 1/4-20 UNC x 1 GR5
7	X	0400066	BOLT HHCS 1/4-20 UNC x 3/4 GR5
8	X	0400367	NUT NYLOK 1/20 UNC
9	4	0400126	BOLT HHCS 3/8-18 UNC x 1 GR5
10	4	0400392	NUT NYLOC 3/8-16 UNC
11	1	181381	AIR CYLINDER MTG BRKT 6-SPOOL GEN2
12	X	0809905	BOLT-ON AIR CYLINDER PLATE WELDMENT
13	X	0400059	BOLT HHCS 1/4-20 UNC x 5/8 GR5
14	X	0400366	NUT HEX 1/4-20 UNC

Section V - PARTS

RAMSEY 234 HYDRAULIC WINCH



Section V - PARTS

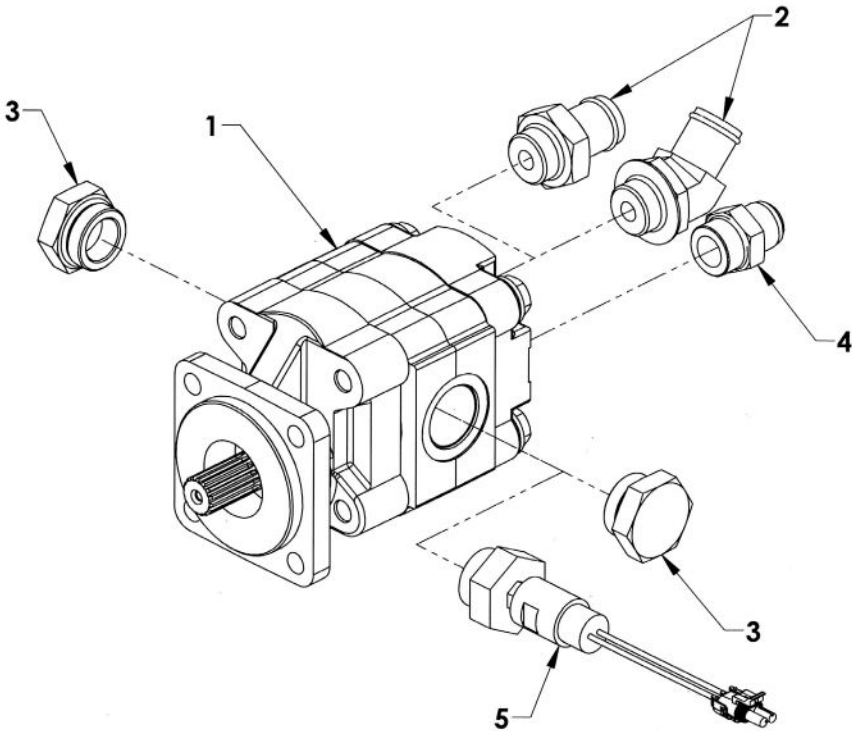
RAMSEY 234 HYDRAULIC WINCH

REF. NO.	NO. REQ'D	PART NUMBER	DESCRIPTION
1	1	0300261	LEVER
2	1	0300290	COUPLING
3	1	0300381	DRUM
4	1	0300398	YOKE
5	1	0300399	SCREW
6	2	0300447	GASKET
7	1	0300448	KEY
8	1	0300449	SCREW
9	1	0300450	KEY
10	1	0300451	SHAFT
11	1	0300452	CLUTCH HOUSING
12	5	0300453	BUSHING
13	1	0300454	SCREW
14	1	0300455	SPRING
15	1	0300456	BALL
16	1	0300458	SPACER
17	2	0300459	PLUG
18	1	0300460	HOUSING
19	1	0300461	PLUG
20	1	0300462	REDUCER
21	1	0300463	DRAG BRAKE
22	1	0300464	SPRING
23	16	0300465	SCREW
24	1	0300466	CAP
25	2	0300467	BEARING
26	1	0300468	WORM
27	1	0300471	SEAL
28	1	0300472	HUB
29	1	0300473	GEAR
30	6	0300474	WASHER
31	6	0300475	SCREW
32	1	0300476	GASKET
33	1	0600477	COVER
34	4	0300569	SCREW
35	1	0300694	CAP ADAPTER
36	1	0300695	SCREW
37	2	--	KEY
38	1	--	SHAFT
39	2	--	KEY
40	1	--	CLUTCH
41	1	0308608	TORSION SPRING
*	1	0308698	4 TON WORM WINCH ASSEMBLY

* When ordering specify winch serial number.

Section V - PARTS

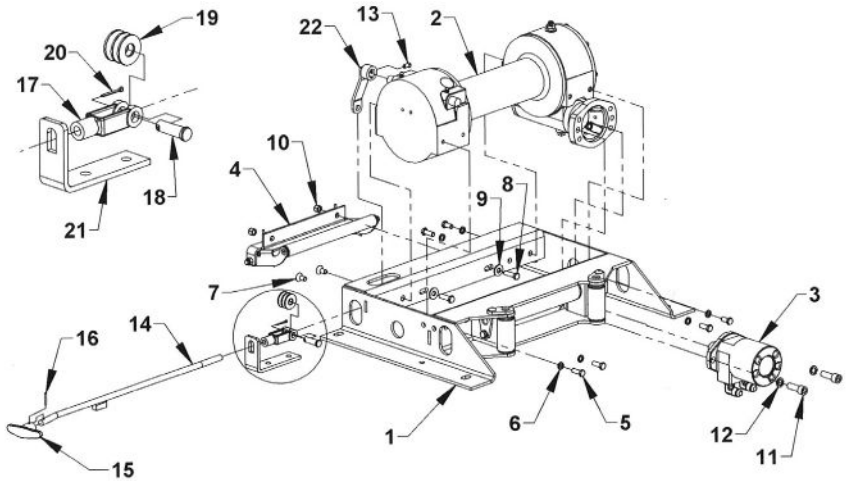
DIRECT MOUNT PUMP - 18 GPM



REF	PART #	DESCRIPTION	QPU
1	0320144	18 GPM , 1 IN.15 SPLINE SHAFT, SAE 4-BOLT FLANGE	1
2	S14604-20 x 16	#16-45 M O-RING x 1-1/4 M NIPPLE	1
	S14603- 20 x 26F	#16 M O-RING x 1-1/4 NIPPLE	1
3	77620	1-1/4 O-RING PLUG 900598-20	2
4	779A7	#16 M O-RING X 3/4 MJIC	1
5	0909434	PRESSURE TRANSDUCER (OPTIONAL)	1

Section V - PARTS

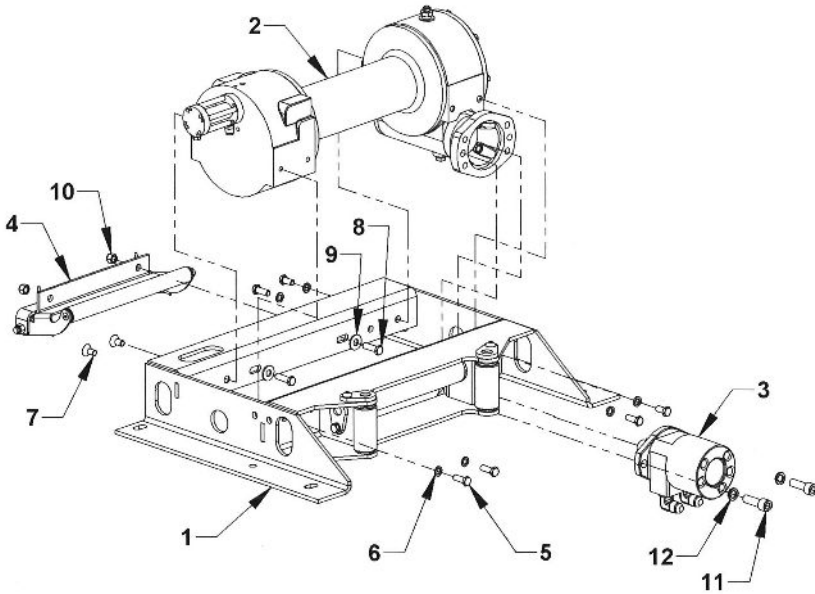
RAMSEY HD234 MANUAL-SHIFT WINCH GROUP W/SINGLE CLUTCH CONTROL ROD ASSEMBLY



REF. NO.	NO. REQ'D	PART NUMBER	DESCRIPTION
1	1	0940425	RAMSEY HD234 WINCH MTG FRAME-GEN2
2	1	0300250	RAMSEY WINCH HD234 LEVER LOCK MANUAL SHIFT
3	1	0320147	WINCH MOTOR 5 CUBIC INCH
4	1	0320137	RAMSEY ROLLER TENSIONER-HD234
5	6	0400126	BOLT- HHCS 3/8-16 UNC x 1 ZP
6	6	0400482	LOCK WASHER 3/8 ZP
7	2	0403093	BOLT FHSCS 3/8-16 x 3/4 GRB
8	2	0403154	BOLT HHCS 3/8-16 x 1-1/4 ZP
9	2	0400480	FLAT WASHER 3/8 ZP
10	2	0400392	NUT NYLOCK 3/8-16 ZP
11	2	0400238	BOLT SHCS 1/2-13 x 1-1/2 GRB
12	2	0400491	LOCK WASHER 1/2 ZP
13	1	0400116	SET SCREW SQHD 5/16-18 x 1/2 ZP
14	1	0805170	RAMSEY WINCH CLUTCH CONTROL ROD
15	1	0301532	MILLER T-HANDLE
16	1	0400560	ROLL PIN 5/32 x 1
17	1	0301588	ADJUSTABLE YOKE
18	1	0400537	CLEVIS PIN 1/2 x 1-1/2 ZP
19	3	0400492	WASHER 1/2 FLAT
20	1	0400540	COTTER PIN 3/32 x 1
21	1	0710918	RAMSEY CLUTCH HANDLE MOUNTING ANGLE
22	1	0505151	BELL CRANK ARM

Section V - PARTS

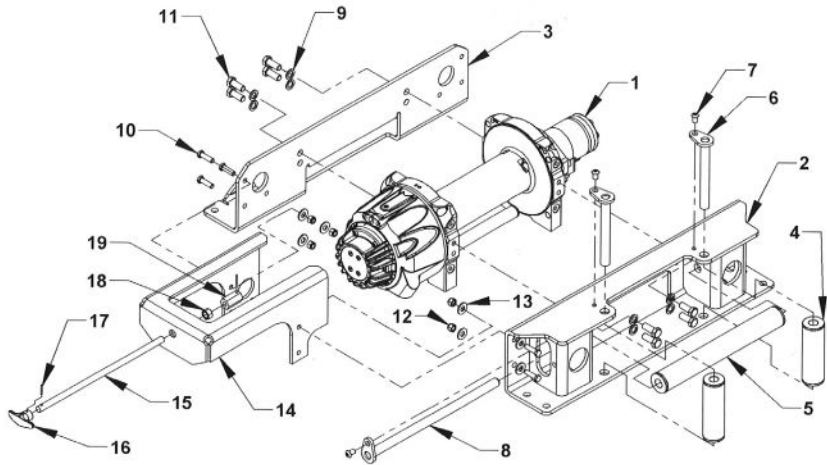
RAMSEY HD234 AIR-SHIFT WINCH GROUP



REF. NO.	NO. REQ'D	PART NUMBER	DESCRIPTION
1	1	0940425	RAMSEY HD234 WINCH MTG FRAME-GEN2
2	1	0308535	RAMSEY WINCH HD234 AIR SHIFT
3	1	0320147	WINCH MOTOR 5 CUBIC INCH
4	1	0320137	RAMSEY ROLLER TENSIONER-HD234
5	6	0400126	BOLT- HHCS 3/8-16 UNC x 1 ZP
6	6	0400482	LOCK WASHER 3/8 ZP
7	2	0403093	BOLT FHSCS 3/8-16 x 3/4 GRB
8	2	0403154	BOLT HHCS 3/8-16 x 1-1/4 ZP
9	2	0400480	FLAT WASHER 3/8 ZP
10	2	0400392	NUT NYLOCK 3/8-16 ZP
11	2	0400238	BOLT SHCS 1/2-13 x 1-1/2 GRB
12	2	0400491	LOCK WASHER 1/2 ZP

Section V - PARTS

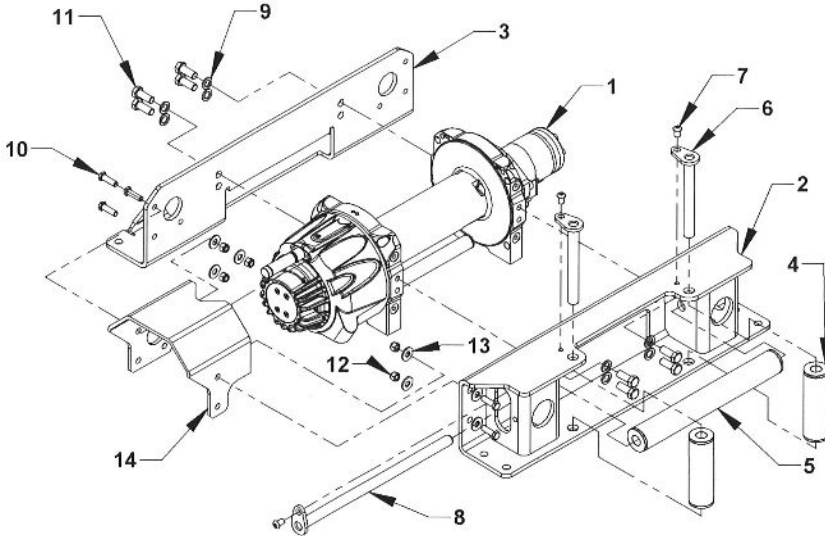
RAMSEY WINCH - 0940421-0810AM 8K SIERRA PLANETARY MANUAL SHIFT



REF. NO.	NO. REQ'D	PART NUMBER	DESCRIPTION
1	1	0320127-0810AM	RAMSEY SIERRA 8K PLANETARY WINCH
2	1	0940422	RAMSEY SIERRA ROLLER GUIDE ASSEMBLY
3	1	0811128	RAMSEY SIERRA FRONT MTG CHANNEL
4	2	0809640	ROLLER ASSEMBLY - 1.75 DIAMETER
5	1	A901520	ROLLER ASSEMBLY - 1.75 DIAMETER
6	2	0809641	ROLLER GUIDE KEEPER PIN
7	3	81206	BOLT 3/8-16 UNC x 5/8 BUTTON HEAD
8	1	A901525	ROLLER GUIDE KEEPER PIN
9	8	0400491	WASHER 1/2 LOCK
10	5	0400122	BOLT HHCS 3/8-16 UNC x 1-1/4
11	8	0400177	BOLT HHCS 1/2-13 UNC x 1-1/4
12	5	0400392	NYLON LOCK NUT 3/8-16 UNC
13	10	0400480	FLAT WASHER 3/8 SAE ZP
14	1	0752527	RAMSEY SIERRA T-HANDLE SUPPORT BRKT
15	1	0752684	RAMSEY SIERRA REMOTE CLUTCH ROD
16	1	RW336010	RAMSEY FREE SPOOL TEE HANDLE
17	2	84660	ROLL PIN 1/8 X 7/8
18	1	0400407	NUT HEX 1/2
19	1	71812	COUPLER-RAMSEY CLUTCH ROD EXTENSION

Section V - PARTS

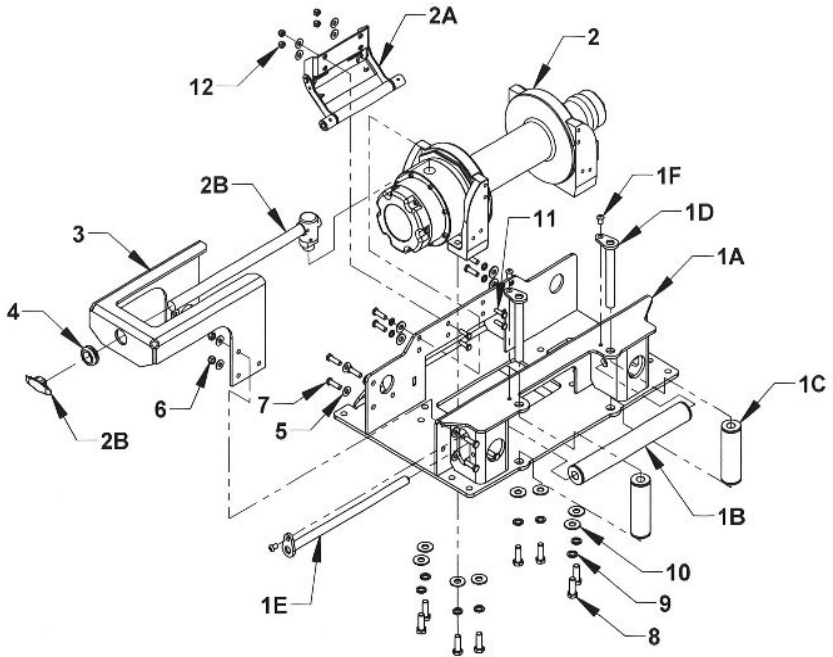
RAMSEY WINCH - 0940421-0810AA 8K SIERRA PLANETARY AIR SHIFT



REF. NO.	NO. REQ'D	PART NUMBER	DESCRIPTION
1	1	0320127-0810AA	RAMSEY SIERRA 8K PLANETARY WINCH
2	1	0940422	RAMSEY SIERRA ROLLER GUIDE ASSEMBLY
3	1	0811128	RAMSEY SIERRA FRONT MTG CHANNEL
4	2	0809640	ROLLER ASSEMBLY - 1.75 DIAMETER
5	1	A901520	ROLLER ASSEMBLY - 1.75 DIAMETER
6	2	0809641	ROLLER GUIDE KEEPER PIN
7	3	81206	BOLT 3/8-16 UNC x 5/8 BUTTON HEAD
8	1	A901525	ROLLER GUIDE KEEPER PIN
9	8	0400491	WASHER 1/2 LOCK
10	5	0400122	BOLT HHCS 3/8-16 UNC x 1-1/4
11	8	0400177	BOLT HHCS 1/2-13 UNC x 1-1/4
12	5	0400392	NYLON LOCK NUT 3/8-16 UNC
13	10	0400480	FLAT WASHER 3/8 SAE ZP
14	1	070005433	RAMSEY SIERRA AIR CYLINDER GUARD

Section V - PARTS

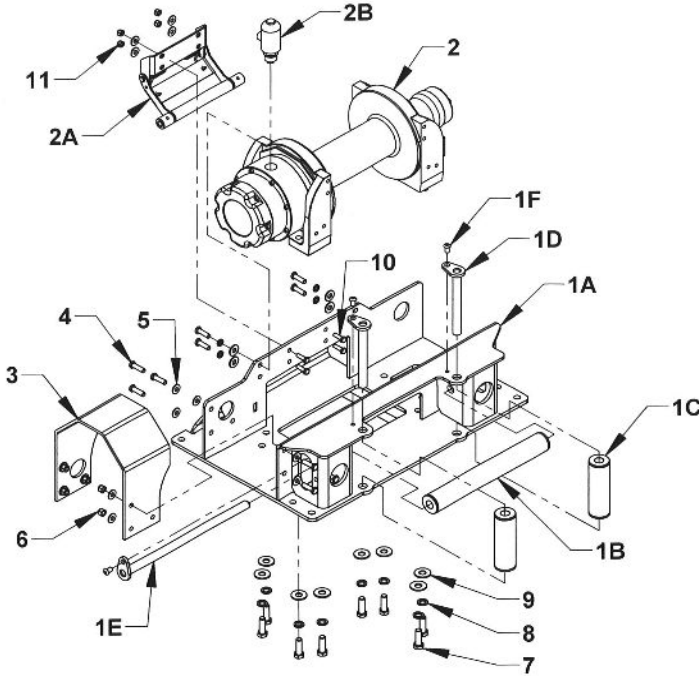
8K COMEUP WINCH - 0940283-0810AM



REF. NO.	NO. REQ'D	PART NUMBER	DESCRIPTION
1	1	0940281	COMEUP 8K-12K WINCH FRAME ASSEMBLY
1A	1	0809713	COMEUP FRAME WELDMNT
1B	1	A901520	ROLLER ASSEMBLY - 1.750 DIAMETER x 13.500
1C	2	0809640	ROLLER ASSEMBLY - 1.750 DIAMETER x 5.625
1D	2	0809641	ROLLER GUIDE KEEPER PIN - 6.348
1E	1	A901525	ROLLER GUIDE KEEPER PIN - 14.535
1F	3	81206	BOLT, BHCS 3/8-16 UNC x 5/8
2	1	0308986-0810AM	COMEUP 8K WINCH-A ROTATION MANUAL SHIFT
2A	1	0320128	COMEUP WINCH TENSIONER
2B	1	032012	COMEUP T-HANDLE CLUTCH - 16
3	1	0751978	COMEUP T-HANDLE SUPPORT BRACKET
4	1	98718	GROMMET 1.00 ID x 0.25 GROOVE
5	17	0400465	FLAT WASHER 5/16
6	6	0400392	NUT NYLOK 3/8-16 UNC
	6	0400148	BOLT HHCS 3/8-16 UNC x 1-1/2 GR5
	8	0400181	BOLT HHCS 1/2-13 UNC x 1-1/2 GR5
	8	0400491	LOCK WASHER 1/2
	8	0400492	WASHER 1/2
	4	0400109	BOLT HHCS 5/16-18 UNC x 1 GR5
	4	0400382	NUT LOCK 5/16-18 UNC

Section V - PARTS

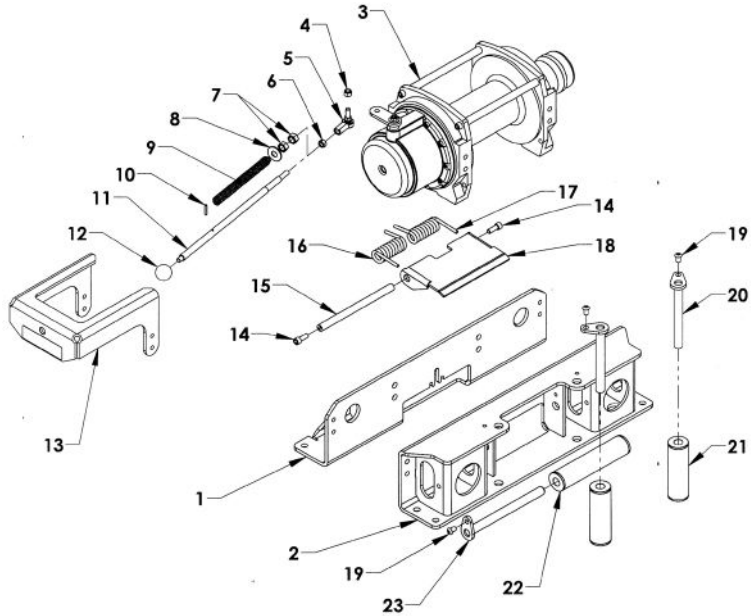
8K COMEUP WINCH - 0940283-0810AA



REF. NO.	NO. REQ'D	PART NUMBER	DESCRIPTION
1	1	0940281	COMEUP 8K-12K WINCH FRAME ASSEMBLY
1A	1	0809713	COMEUP FRAME WELDMENT
1B	1	A901520	ROLLER ASSEMBLY - 1.750 DIAMETER x 13.500
1C	2	0809640	ROLLER ASSEMBLY - 1.750 DIAMETER x 5.625
1D	2	0809641	ROLLER GUIDE KEEPER PIN - 6.348
1E	1	A901525	ROLLER GUIDE KEEPER PIN - 14.535
1F	3	81206	BOLT, BHCS 3/8-16 UNC x 5/8
2	1	0308989-0810AA	COMEUP 8K WINCH-A ROTATION AIR SHIFT
2A	1	0320128	COMEUP WINCH TENSIONER
2B	1	0308955	COMEUP FREESPOOL AIR CYLINDER
3	1	0752482	COMEUP AIR CYLINDER GUARD
4	6	0400148	BOLT HHCS 3/8-16 UNC x 1-1/2 GR5
5	16	0400465	FLAT WASHER 5/16
6	6	0400392	NUT NYLOK 3/8-16 UNC
7	8	0400181	BOLT HHCS 1/2-13 UNC x 1-1/2 GR5
8	8	0400491	LOCK WASHER 1/2
9	8	0400492	WASHER 1/2
10	4	0400109	BOLT HHCS 5/16-18 UNC x 1 GR5
11	4	0400382	NUT LOCK 5/16-18 UNC

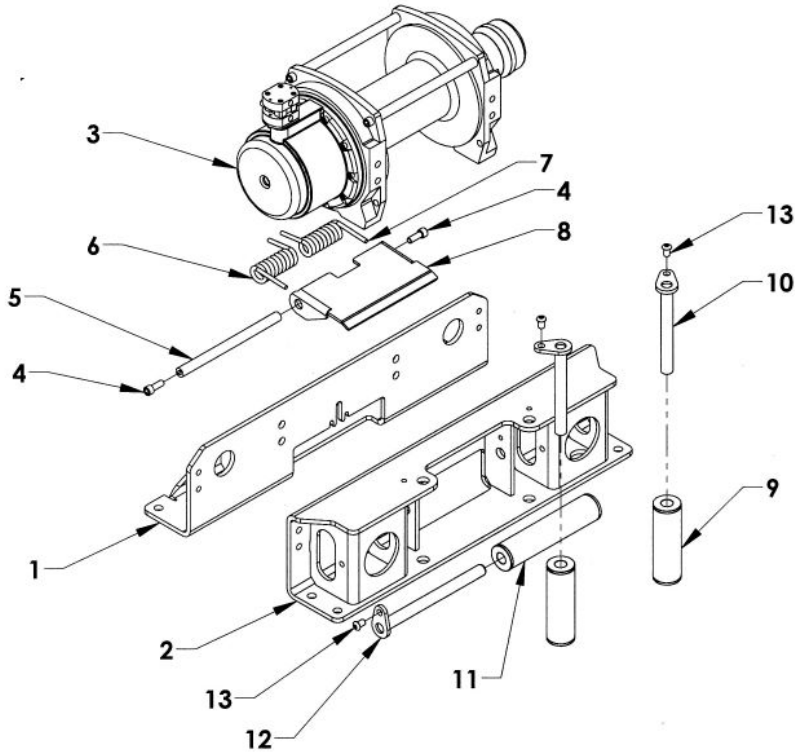
Section V - PARTS

WARN WINCH - MANUAL FREE SPOOL



REF. NO.	NO. REQ'D	PART NUMBER	DESCRIPTION
1	1	0809644	MTG FRAME WELDMENT - FRONT
2	1	0940240	WARN MTG FRAME REAR ASSEMBLY
	1	0809639	MTG FRAME WLDMNT - ROLLER GUIDE REAR
3	1	0308936-0908AM	WINCH 9K, 8 IN. DRUM MANUAL SHIFT
	1	0308936-1208AM	WINCH 12K, 8 IN. DRUM MANUAL SHIFT
4	1	0403054	NYLON LOCK NUT 3/8-16 UNC
5	1	718732	ROD END BEARING
6	1	0402122	HEX NUT 3/8-16 UNC
7	2	0400407	HEX NUT 1/2-13 UNC
8	1	0400492	FLAT WASHER 1/2
9	1	71875	WINCH SPRING
10	1	0400559	SPLIT PIN 3/16 x 1
11	1	71873	WINCH CLUTCH ROD
12	1	718731	WINCH CLUTCH ROD KNOB
13	1	0751267	WINCH - MANUAL FREE SPOOL BRACKET
14	2	0403109	BOLT, SHCS 3/8-16 UNC x 1
15	1	0751337	TENSION PLATE PIVOT ROD
16	1	0308935L	TENSION SPRING
17	1	0308935R	TENSION SPRING
18	1	0751268	TENSION PLATE
19	3	0400364	BOLT, BHCS 3/8-16 UNC x 5/8
20	2	0809641	ROLLER GUIDE KEEPER PIN
21	2	0809640	ROLLER GUIDE BUSHING 1.75 x 7.875
22	1	A9R281	ROLLER GUIDE BUSHING 1.75 x 5.625
23	1	A902095	ROLLER GUIDE KEEPER PIN

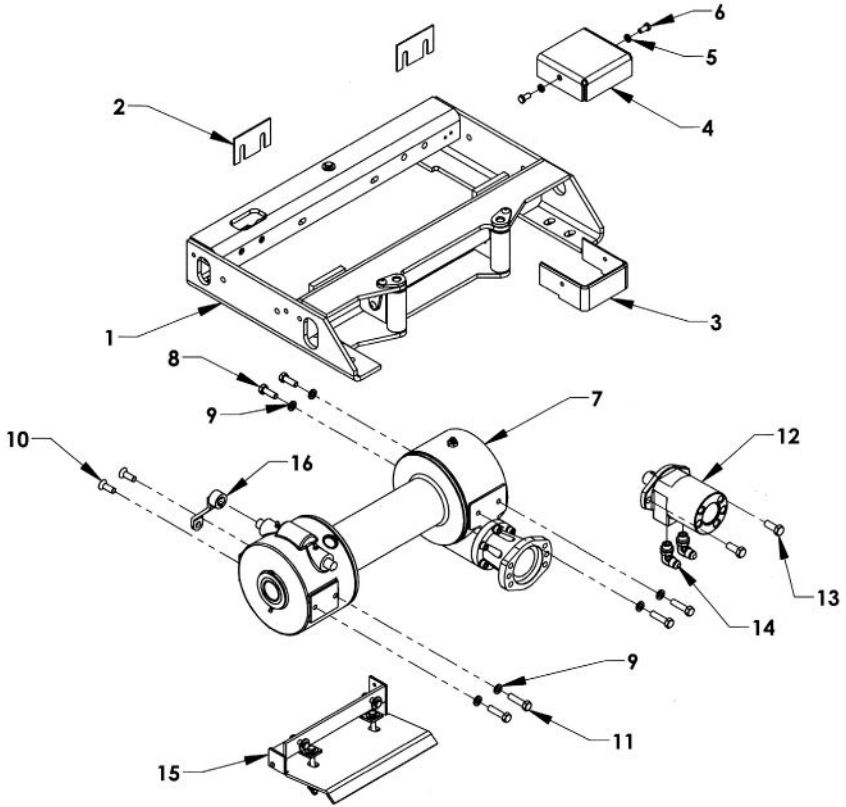
Section V - PARTS WARN WINCH - AIR FREE SPOOL



REF. NO.	NO. REQ'D	PART NUMBER	DESCRIPTION
1	1	0809644	MTG FRAME WELDMENT - FRONT
2	1	0940240	WARN MTG FRAME REAR ASSEMBLY
	1	0809639	MTG FRAME WLDMNT - ROLLER GUIDE REAR
3	1	0308936-0908AA	WARN WINCH, 9K, 8 IN. DRUM, AIR SHIFT
	1	0308936-1208AA	WARN WINCH - 12K, 8 IN. DRUM, AIR SHIFT
4	1	0403109	BOLT, SHCS 3/8-16 UNC x 1
5	1	0751337	WARN TENSION PLATE PIVOT ROD
6	1	0308935L	WARN TENSION SPRING
7	2	0308935R	WARN TENSION SPRING
8	1	0751268	WARN TENSION PLATE
9	1	0809640	ROLLER GUIDE BUSHING 1.75 x 7.875
10	1	0809641	ROLLER GUIDE KEEPER PIN
11	1	A9R281	ROLLER GUIDE BUSHING 1.75 x 5.625
12	1	A902095	ROLLER GUIDE KEEPER PIN
13	1	0400364	BOLT, BHCS 3/8-16 UNC x 5/8

Section V - PARTS

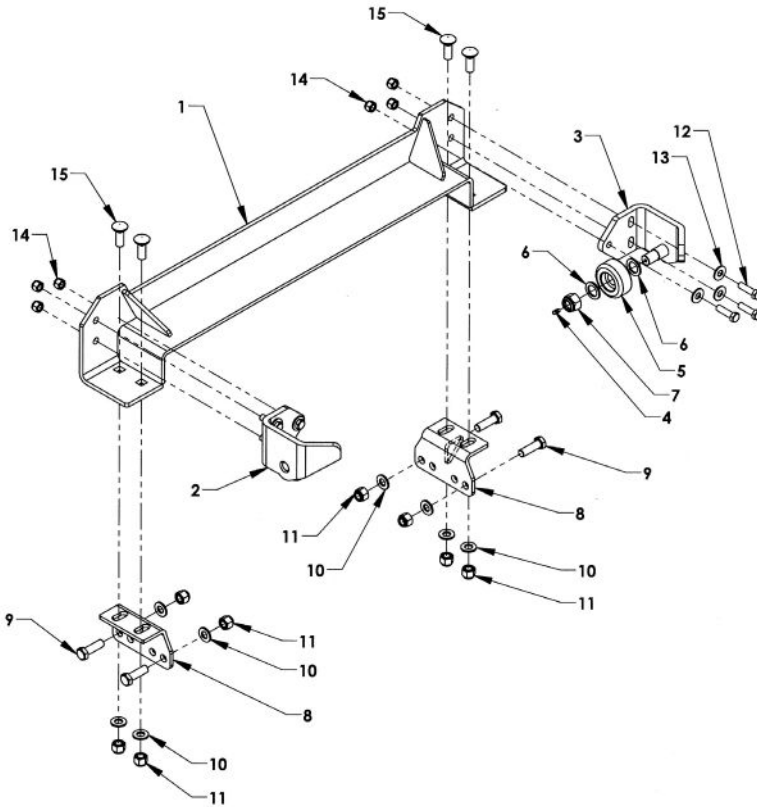
RAMSEY H400 WINCH GROUP



REF. NO.	NO. REQ'D	PART NUMBER	DESCRIPTION
1	1	0940349	RAMSEY H400 MOUNTING FRAME
2	2	0701172-H400	SHIM-RAMSEY H400
3	1	0752151	RAMSEY MOTOR GUARD-VERTICAL CHANNEL
4	1	0752152	MOTOR GUARD COVER PLATE
5	2	0400482	WASHER 3/8 LOCK
6	2	0400121	BOLT - HEX 3/8-16 x 3/4
7	1	0302149	RAMSEY H400 WINCH
8	2	0400234	BOLT - HEX 7/16-14 UNC x 1-1/4
9	10	0400487	WASHER 7/16 LOCK
10	2	0403152	BOLT - FSCS 7/16-14 UNC x 3/4
11	4	0403153	BOLT - HEX 7/16-14 UNC x 1-3/4
12	1	0302148	RAMSEY H400 WINCH MOTOR
13	2	0400177	BOLT - HEX 1/2-13 UNC x 1-1/4
14	2	0301388	
15	1	0901196	CABLE TENSIONER ASSEMBLY
16	1	0809705	BELL CRANK WELDMENT - RAMSEY H400

Section V - PARTS

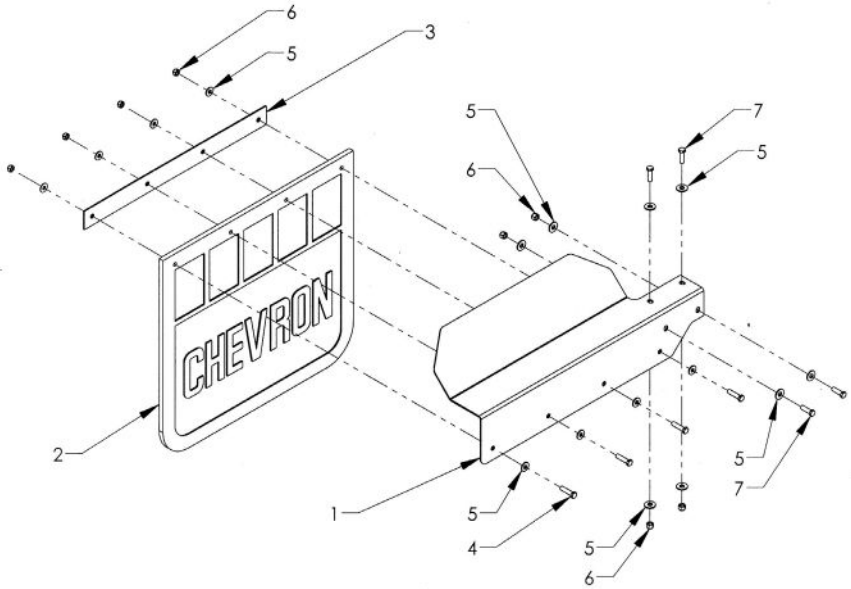
BODY LOCK ASSEMBLY - 364220K



REF. NO.	NO. REQ'D	PART NUMBER	DESCRIPTION
1	1	364220	LCG BODY LOCK WELDMENT-SETBACK CAPABLE
2	1	36315L	BODY LOCK HOLD-DOWN - LEFT
3	1	36315R	BODY LOCK HOLD-DOWN - RIGHT
4	2	0306382	GREASE FITTING 1/4-28
5	2	36310	ROLLER WHEEL
6	4	0400470	FLAT WASHER 1
7	2	04001225	NYLON LOCK NUT, 7/8-14 UNF
8	2	0809183	MOUNTING BRACKET
9	4	0400260	BOLT, 5/8-11 HHCS UNC x 2 GRADE 5
10	8	0400505	FLAT WASHER 5/8
11	8	0400421	NYLON LOCK NUT, 5/8-11 UNC
12	6	0400218	BOLT, HHCS 1/2-20 UNF x 1-1/4
13	6	0400492	FLAT WASHER, 1/2 IN.
14	6	0400413	NYLON LOCK NUT, 1/2-20 UNF
15	4	0403068	CARRIAGE BOLT 5/8-11 x 1-3/4

Section V - PARTS

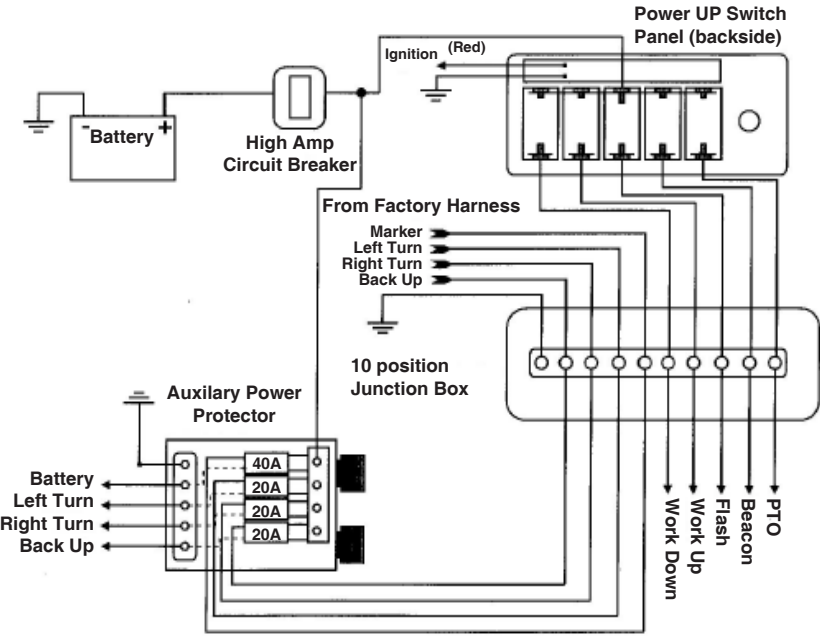
MUDFLAP COMPONENTS



REF	PART #	DESCRIPTION	QPU
1	0751034L	MUDFLAP MOUNTING BRACKET (LH)	1
	0751034R	MUDFLAP MOUNTING BRACKET (RH)	1
2	A1027	MUDFLAP 24 x 24	1
3	0750340	MUDFLAP SUPPORT BAR	1
4	0400132	BOLT HHCS 3/8-16 UNC x 1-1/2	4
5	0400480	3/8 FLAT WASHER	16
6	0400392	3/8-16 NYLON LOCK NUT	16
7	0403154	BOLT HHCS 3/8-16 UNC x 1-1/4	4

Section V - PARTS

OPTIONAL DASHBOARD PANEL




Section V - PARTS

LIGHT KIT



REF. NO.	PART NUMBER	DESCRIPTION
1	0311498	LIGHT 6" OVAL RED LED - STOP/TURN
2	0311500	LIGHT 6" OVAL REVERSE LED
3	3011503	LIGHT 6" GROMMET



REF. NO.	PART NUMBER	DESCRIPTION
1	0311512	LIGHT 2.5" RED REFLEX LED (MCL59RB)
2	0311513	LIGHT 2.5" AMBER REFLEX LED (MCL59AB)
3	0311516	LIGHT 2.5" GROMMET

Section V - PARTS

LIGHT KIT




REF. NO.	PART NUMBER	DESCRIPTION
1	0311514	LIGHT 2.5" ROUND CLEAR/RED LED MARKER LIGHT
2	0311515	LIGHT 2.5" ROUND CLEAR/AMBER LED MARKER LIGHT
3	3011516	LIGHT 2.5" GROMMET



REF. NO.	PART NUMBER	DESCRIPTION
1	0320162	6 IN. CONTROL STATION LED LIGHT

Section V - PARTS

LIGHT KIT & PRESSURE GAUGE



REF. NO.	PART NUMBER	DESCRIPTION
1	0320161	3 IN. CONTROL STATION LED LIGHT



REF. NO.	PART NUMBER	DESCRIPTION
1	0320157	2 IN. HYDRAULIC PRESSURE GAUGE

Section V - PARTS

LIGHT KIT



REF. NO.	PART NUMBER	DESCRIPTION
1	0311519	RED 3/4 LED ICC LIGHT



REF. NO.	PART NUMBER	DESCRIPTION
1	0311520	RED 3/4 LED LIGHT

Section V - PARTS

LIGHT KIT



REF. NO.	PART NUMBER	DESCRIPTION
1	0311521	AMBER 3/4 ROUND LED LIGHT



REF. NO.	PART NUMBER	DESCRIPTION
1	0311522	CLEAR/RED 3/4 ROUND LED LIGHT



REF. NO.	PART NUMBER	DESCRIPTION
1	0311523	CLEAR/AMBER 3/4 ROUND LED LIGHT

Section V - PARTS

LIGHT KIT



REF. NO.	PART NUMBER	DESCRIPTION
1	0308359	MARKER LIGHT RED REFLEX LED



REF. NO.	PART NUMBER	DESCRIPTION
1	0308360	MARKER LIGHT AMBER REFLEX LED

Section V - PARTS

LIGHT KIT



REF. NO.	PART NUMBER	DESCRIPTION
1	0308969R	MARKER LIGHT RED REFLEX LED



REF. NO.	PART NUMBER	DESCRIPTION
1	0308969A	MARKER LIGHT AMBER REFLEX LED

Section V - PARTS

LIGHT KIT



REF. NO.	PART NUMBER	DESCRIPTION
1	0312578	MILLENNIUM MARKER LIGHT CLEAR/AMBER



REF. NO.	PART NUMBER	DESCRIPTION
1	0312579	MILLENNIUM MARKER LIGHT CLEAR/RED

Section V - PARTS

LIGHT KIT



REF. NO.	PART NUMBER	DESCRIPTION
1	0308491	REFLECTOR - AMBER



REF. NO.	PART NUMBER	DESCRIPTION
1	0308490	REFLECTOR - RED

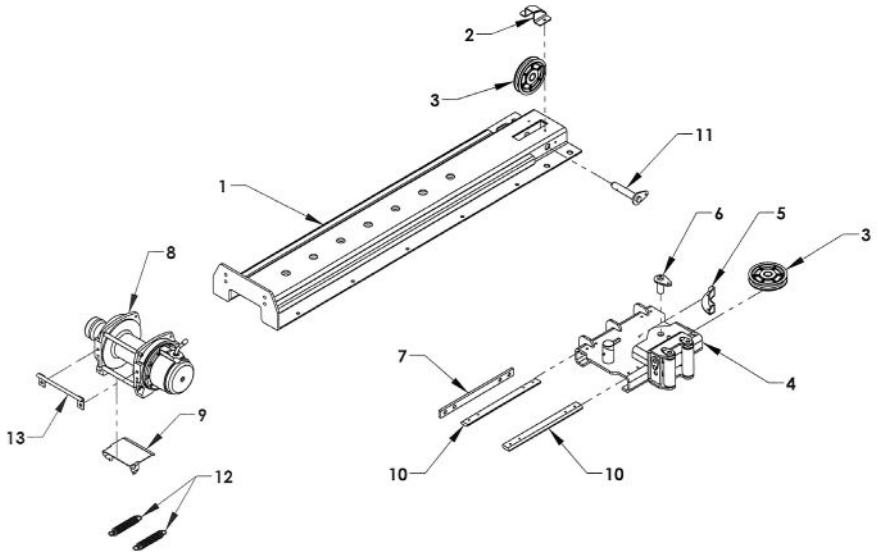
Section V - PARTS

LIGHT KIT



REF. NO.	PART NUMBER	DESCRIPTION
1	0311510	RECTANGULAR REFLEX BACK UP
1	0311511	RECTANGULAR REFLEX BACK UP GROMMET

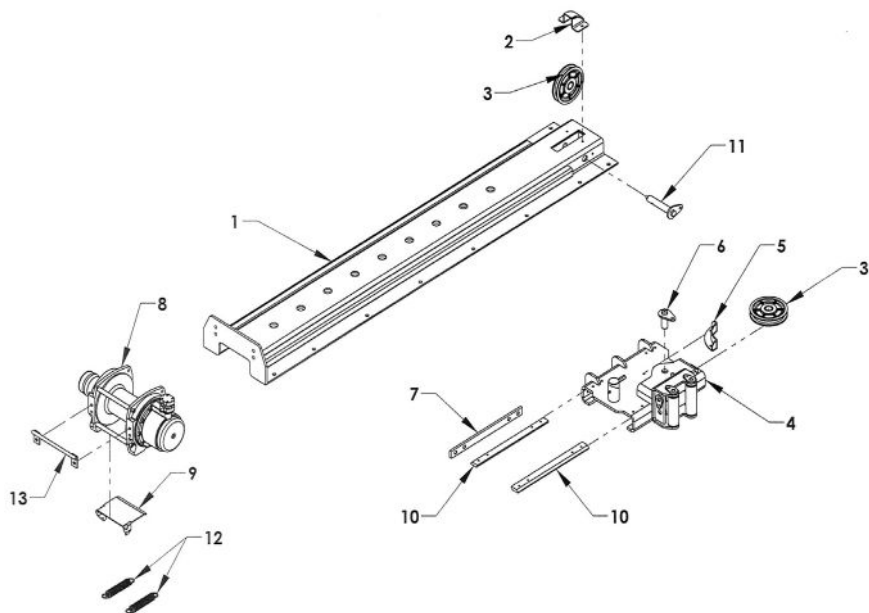
Section V - PARTS
MANUAL SLIDEWINDER
(SHORT TRACK)



REF. NO.	NO. REQ'D	PART NUMBER	DESCRIPTION
1	1	315210	SLIDE TRACK - SHORT
2	1	315225	CABLE GUIDE
3	2	69125	6 x 1 PULLEY
4	1	315310	SLIDE CARRIAGE
5	1	315325	CABLE GUIDE
6	1	315330	PULLEY PIN
7	1	315323	FRONT SLIDE PAD
8	1	711096	SERIES 9 WINCH - 6.5 INCH DRUM
	1	711126	SERIES 12 WINCH - 6.5 INCH DRUM
9	1	A90065	CABLE TENSIONER PLATE
10	2	315320	SLIDE PAD
11	1	315230	PULLEY PIN
12	2	A9018S	TENSION SPRING 40 LB/INCH
13	1	7189065	AIR LINE TRANSFER BRACKET

Section V - PARTS

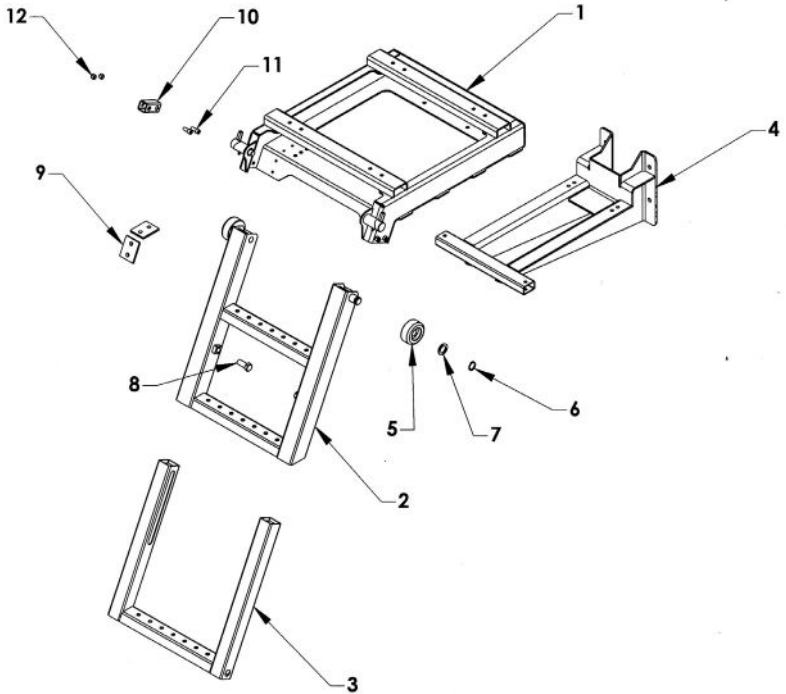
MANUAL SLIDEWINDER (LONG TRACK)



REF. NO.	NO. REQ'D	PART NUMBER	DESCRIPTION
1	1	315214	SLIDE TRACK - LONG
2	1	315225	CABLE GUIDE
3	2	69125	6 x 1 PULLEY
4	1	315310	SLIDE CARRIAGE
5	1	315325	CABLE GUIDE
6	1	315330	PULLEY PIN
7	1	315323	FRONT SLIDE PAD
8	1	711096	SERIES 9 WINCH - 6.5 INCH DRUM
	1	711126	SERIES 12 WINCH - 6.5 INCH DRUM
9	1	A90065	CABLE TENSIONER PLATE
10	2	315320	SLIDE PAD
11	1	315230	PULLEY PIN
12	2	A90185	CABLE TENSIONER SPRING
13	1	7189065	AIR LINE TRANSFER BRACKET

Section V - PARTS

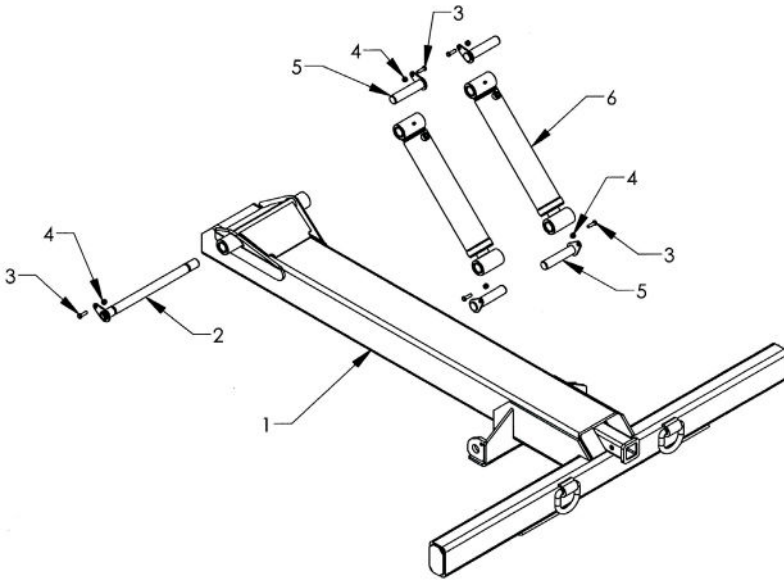
LCG RETRACTABLE LADDER



REF	PART #	DESCRIPTION	
	390000	LADDER ASSEMBLY	1
1	391010	LADDER CARRIAGE	1
2	391020	UPPER RUNG ASSEMBLY	1
3	391030	LOWER RUNG ASSEMBLY	1
4	391050	FRAME MOUNTING BRACKET - OPTIONAL	1
5	36310	WHEEL	2
6	86100E	RETAINING RING 1.00 EXTERNAL	2
7	82710	FLAT WASHER 1 x 1.50	2
8	391026	RETAINING BOLT 5/8-11 x 1-1/2	2
9	391018	WEAR PAD	4
10	391015	RETAINING TUBE	2
11	81211	ALLEN HEAD BOLT 3/8-16 x 1	4
12	83211	NYLON LOCK NUT 3/8-16	4

Section V - PARTS

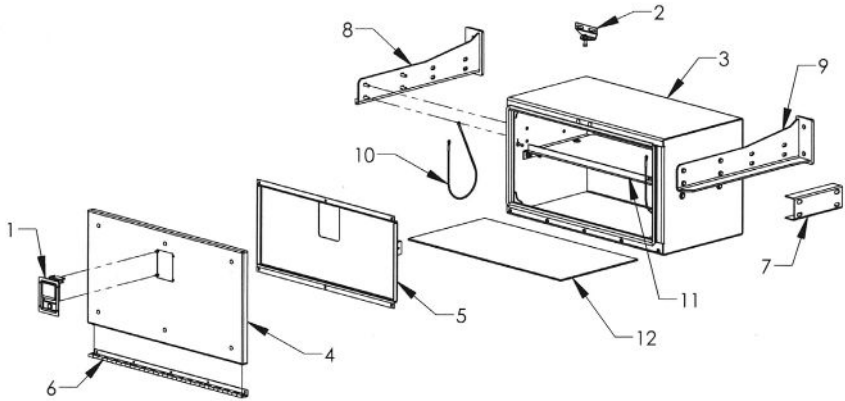
DOCK STABILIZER



REF NO.	NO REQ'D	PART NUMBER	DESCRIPTION
1	1	0810010-12	DOCK STABILIZER WELDMENT
2	1	0809411U	WHEEL LIFT BOOM HINGE PIN
3	5	0400122	BOLT HHCS, 3/8-16 UNC x 1-1/4
4	5	0400392	NYLON LOCK NUT, 3/8-16 UNC
5	4	14710	KEEPER PIN 1.23 x 5.50
6	2	72A33013	LIFT CYLINDER 3/25 x 1.75 x 13.0

Section V - PARTS

33" ALUMINUM TOOLBOX - 377000

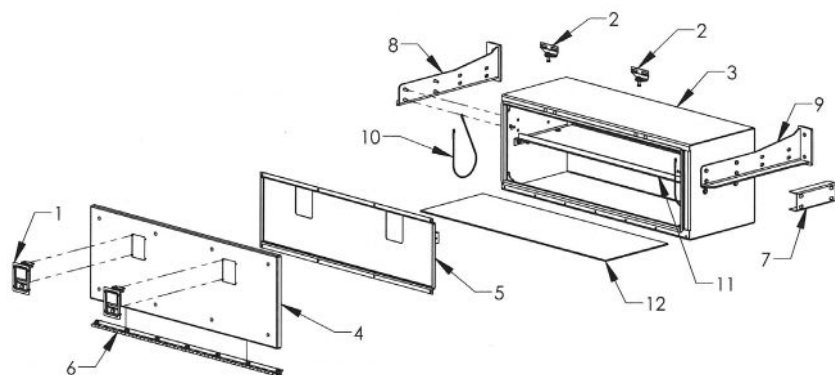


NOTE: 377000 DOES NOT INCLUDE MOUNTING BRACKETS

REF	PART #	DESCRIPTION	QPU
1	54658	ROTARY PADDLE LATCH	1
	54657	GASKET FOR PADDLE LATCH	1
	81111	#8-32 X 1/2 STAINLESS ONE WAY SCREW	4
	83111	#8-32 STAINLESS KEPT NUT	4
2	376182	STRIKER PIN MOUNTING PLATE	1
	54659	STRIKER PIN	1
	81115	STAINLESS CARRIAGE BOLT 5/16-18 x 3/4	2
	82110	FLAT WASHER 5/16	4
	82130	LOCK WASHER 5/16	2
	83110	NUT 5/16-18	2
	83125	NYLON LOCK NUT 5/16-18	1
3	377100W	BOX WELDMENT	1
4	37741	DOOR WELDMENT	1
	37740	DOOR ASSEMBLY	1
	81100	STAINLESS CARRIAGE BOLT 1/4-20 x 3/4	6
	83105	NYLON LOCK NUT 1/4-20	6
5	37744	DOOR REINFORCEMENT	1
6	37735	HINGE	1
	811014	SS SOCKET BUTTON HEAD BOLT 1/4-20 x 7/8	2
	811012	SS SOCKET BUTTON HEAD BOLT 1/4-20 x 3/4	3
	811010	SS SOCKET BUTTON HEAD BOLT 1/4-20 x 5/8	5
	83105	NYLON LOCK NUT 1/4-20	10
7	37760	TANDEM BOX SPACER CHANNEL (OPTIONAL)	1
8	37855R	TANK AND TOOLBOX MT BRACKET-RIGHT	1
9	37855L	TANK AND TOOLBOX MT BRACKET-LEFT	1
10	5A221	LANYARD-21 INCH	2
11	37770	SHELF	1
12	030002300	TOOL BOX MAT 33"	

Section V - PARTS

49" ALUMINUM TOOLBOX - 378000

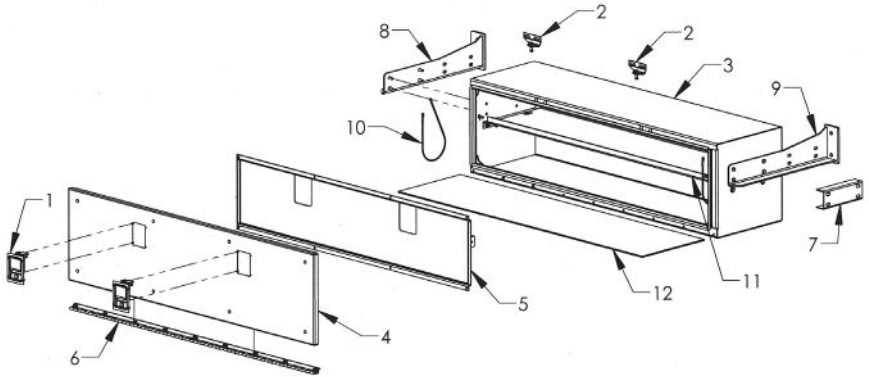


NOTE: 378000 DOES NOT INCLUDE MOUNTING BRACKETS

REF	PART #	DESCRIPTION	QPU
1	54658	ROTARY PADDLE LATCH	1
	54657	GASKET FOR PADDLE LATCH	1
	81111	#8-32 X 1/2 STAINLESS ONE WAY SCREW	4
	83111	#8-32 STAINLESS KEPT NUT	4
2	376182	STRIKER PIN MOUNTING PLATE	1
	54659	STRIKER PIN	1
	81115	STAINLESS CARRIAGE BOLT 5/16-18 x 3/4	2
	82110	FLAT WASHER 5/16	4
	82130	LOCK WASHER 5/16	2
	83110	NUT 5/16-18	2
	83125	NYLON LOCK NUT 5/16-18	1
3	378100W	BOX WELDMENT	1
4	37841	DOOR WELDMENT	1
	37840	DOOR ASSEMBLY	1
	81100	STAINLESS CARRIAGE BOLT 1/4-20 x 3/4	6
	83105	NYLON LOCK NUT 1/4-20	6
5	37844	DOOR REINFORCEMENT	1
6	37835	HINGE	1
	811014	SS SOCKET BUTTON HEAD BOLT 1/4-20 x 7/8	2
	811012	SS SOCKET BUTTON HEAD BOLT 1/4-20 x 3/4	3
	811010	SS SOCKET BUTTON HEAD BOLT 1/4-20 x 5/8	5
	83105	NYLON LOCK NUT 1/4-20	10
7	37760	TANDEM BOX SPACER CHANNEL (OPTIONAL)	1
8	37855R	TANK AND TOOLBOX MT BRACKET-RIGHT	1
9	37855L	TANK AND TOOLBOX MT BRACKET-LEFT	1
10	5A221	LANYARD-21 INCH	2
11	37670	SHELF	1
12	030002301	TOOL BOX MAT 49"	1

Section V - PARTS

65" ALUMINUM TOOLBOX - 379000

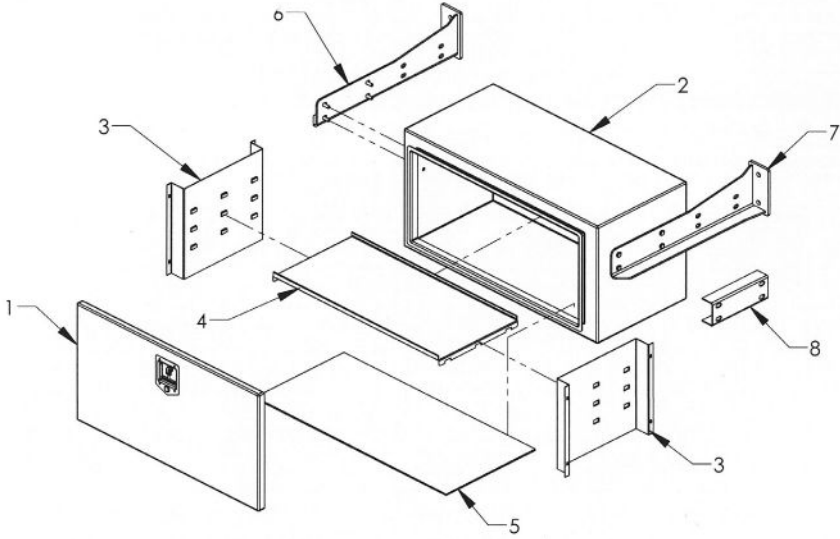


NOTE: 379000 DOES NOT INCLUDE MOUNTING BRACKETS

REF	PART #	DESCRIPTION	QPU
1	54658	ROTARY PADDLE LATCH	1
	54657	GASKET FOR PADDLE LATCH	1
	81111	#8-32 X 1/2 STAINLESS ONE WAY SCREW	4
	83111	#8-32 STAINLESS KEPT NUT	4
2	376182	STRIKER PIN MOUNTING PLATE	1
	54659	STRIKER PIN	1
	81115	STAINLESS CARRIAGE BOLT 5/16-18 x 3/4	2
	82110	FLAT WASHER 5/16	4
	82130	LOCK WASHER 5/16	2
	83110	NUT 5/16-18	2
	83125	NYLON LOCK NUT 5/16-18	1
3	379100W	BOX WELDMENT	1
4	37941	DOOR WELDMENT	1
	37940	DOOR ASSEMBLY	1
	81100	STAINLESS CARRIAGE BOLT 1/4-20 x 3/4	6
	83105	NYLON LOCK NUT 1/4-20	6
5	37944	DOOR REINFORCEMENT	1
6	37935	HINGE	1
	811014	SS SOCKET BUTTON HEAD BOLT 1/4-20 x 7/8	2
	811012	SS SOCKET BUTTON HEAD BOLT 1/4-20 x 3/4	3
	811010	SS SOCKET BUTTON HEAD BOLT 1/4-20 x 5/8	5
	83105	NYLON LOCK NUT 1/4-20	10
7	37760	TANDEM BOX SPACER CHANNEL (OPTIONAL)	1
8	37855R	TANK AND TOOLBOX MT BRACKET-RIGHT	1
9	37855L	TANK AND TOOLBOX MT BRACKET-LEFT	1
10	5A221	LANYARD-21 INCH	2
11	37970	SHELF	1
12	030002302	TOOL BOX MAT 65"	1

Section V - PARTS

36" STEEL TOOLBOX - 174016021S

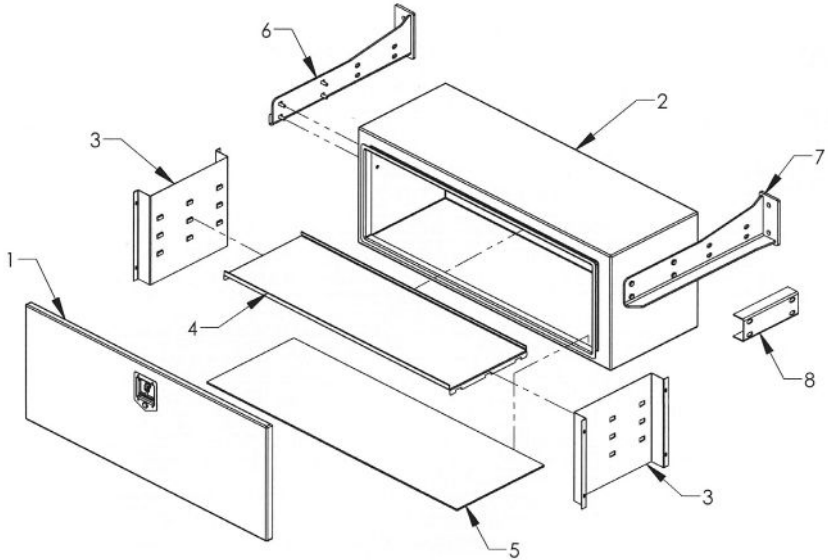


NOTE: 174016021S DOES NOT INCLUDE MOUNTING BRACKETS

REF	PART #	DESCRIPTION	QPU
1	174016021	DOOR ASSEMBLY	1
2	174016021S-BOX	BOX WELDMENT	1
3	07002918	STEEL TOOLBO INSIDE PANEL	2
4	07002919-36	STEEL TOOLBOX 36" SHELF	1
5	0308801	TOOLBOX MAT 36"	1
6	37855R	TOOLBOX AND OIL TANK MTG BRACKET-RH	1
7	37855L	TOOLBOX AND OIL TANK MTG BRACKET-LH	1
8	37760	TANDEM BOX SPACER CHANNEL (OPT)	1

Section V - PARTS

48" STEEL TOOLBOX - 174016022S

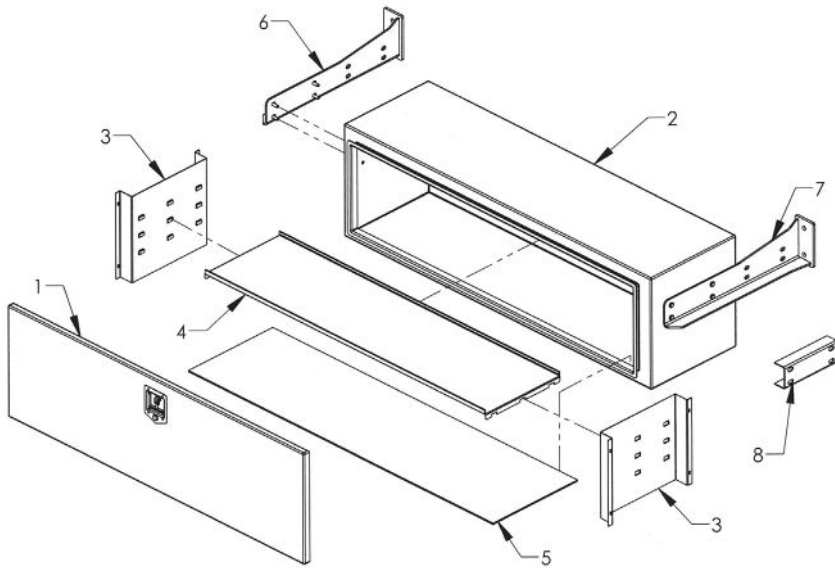


NOTE: 174016022S DOES NOT INCLUDE MOUNTING BRACKETS

REF	PART #	DESCRIPTION	QPU
1	174016022	DOOR ASSEMBLY	1
2	174016022S-BOX	BOX WELDMENT	1
3	07002918	STEEL TOOLBO INSIDE PANEL	2
4	07002919-48	STEEL TOOLBOX 48" SHELF	1
5	0308758	TOOLBOX MAT 48"	1
6	37855R	TOOLBOX AND OIL TANK MTG BRACKET-RH	1
7	37855L	TOOLBOX AND OIL TANK MTG BRACKET-LH	1
8	37760	TANDEM BOX SPACER CHANNEL (OPT)	1

Section V - PARTS

60" STEEL TOOLBOX - 174016023S

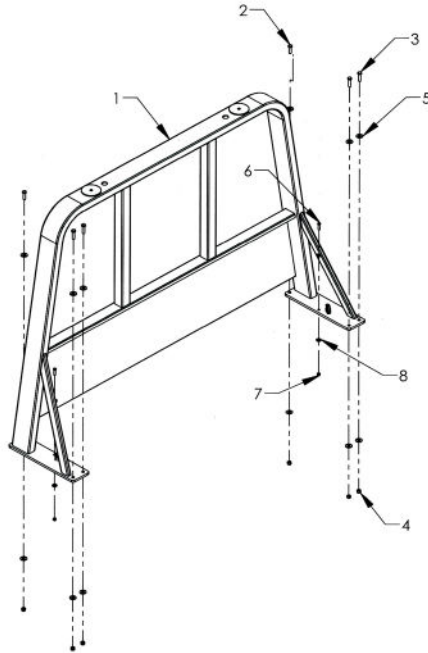


NOTE: 174016023S DOES NOT INCLUDE MOUNTING BRACKETS

REF	PART #	DESCRIPTION	QPU
1	174016023	DOOR ASSEMBLY	1
2	174016023S-BOX	BOX WELDMENT	1
3	07002918	STEEL TOOLBO INSIDE PANEL	2
4	07002919-60	STEEL TOOLBOX 60" SHELF	1
5	0308837	TOOLBOX MAT 60"	1
6	37855R	TOOLBOX AND OIL TANK MTG BRACKET-RH	1
7	37855L	TOOLBOX AND OIL TANK MTG BRACKET-LH	1
8	37760	TANDEM BOX SPACER CHANNEL (OPT)	1

Section V - PARTS

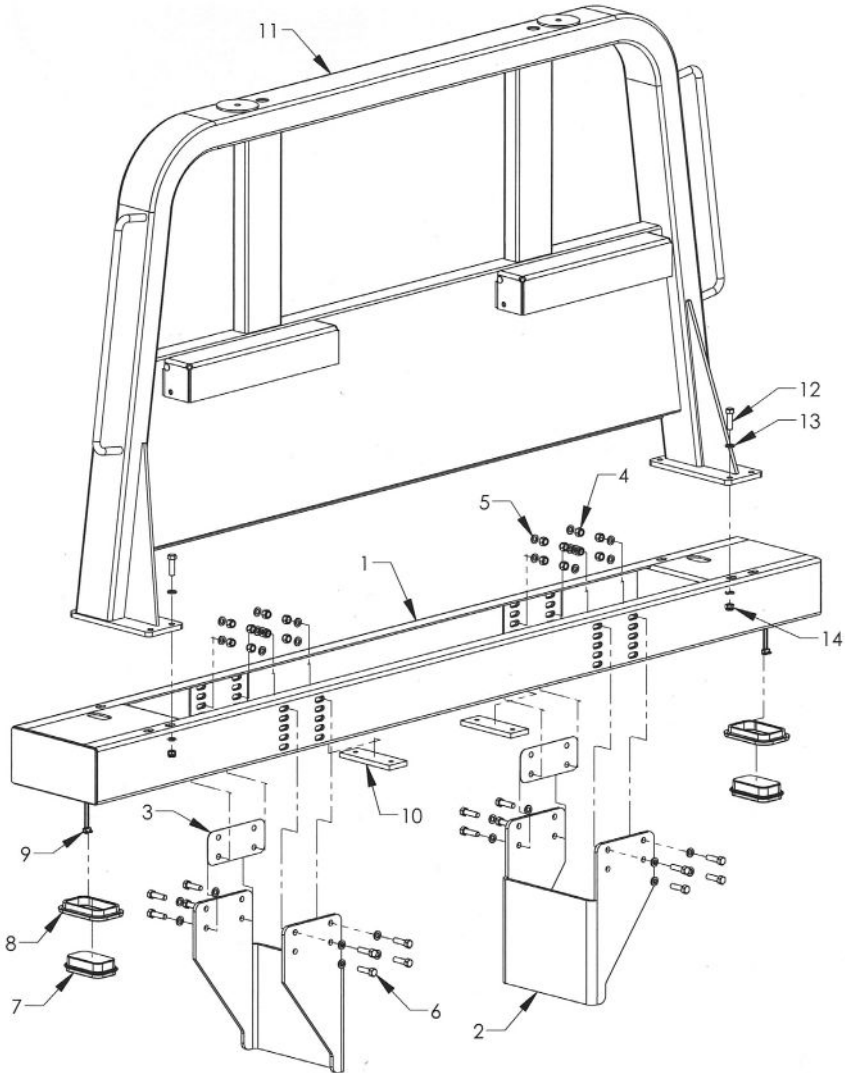
BED MOUNTED CAB PROTECTOR



REF. NO.	NO. REQ'D	PART NUMBER	DESCRIPTION
1	1	0809558-38	2 x 5 PERIMETER TUBE CAB PROTECTOR - 38"
		0809558-42	2 x 5 PERIMETER TUBE CAB PROTECTOR - 42"
		0809558-45	2 x 5 PERIMETER TUBE CAB PROTECTOR - 45"
		0809558-48	2 x 5 PERIMETER TUBE CAB PROTECTOR - 48"
		0809558-50	2 x 5 PERIMETER TUBE CAB PROTECTOR - 50"
		0809558-52	2 x 5 PERIMETER TUBE CAB PROTECTOR - 52"
		0809558-54	2 x 5 PERIMETER TUBE CAB PROTECTOR - 54"
		0809558-57	2 x 5 PERIMETER TUBE CAB PROTECTOR - 57"
		0809558-60	2 x 5 PERIMETER TUBE CAB PROTECTOR - 60"
		0809558-64	2 x 5 PERIMETER TUBE CAB PROTECTOR - 64"
2	2	0400211	1/2 -13 x 1-3/4 HHCS GR 5 Z
3	4	0400188	1/2 -13 x 2 HHCS
4	6	0400408	1/2 -13 NYLON LOCK NUT ZINC
5	12	0400492	1/2 USS FLAT WASHER ZINC
6	2	0400132	3/8 -16 x 1-1/2 HHCS GR 5 Z
7	2	0400392	3/8 -16 NYLON LOCK NUT ZINC
8	4	0400480	3/8 - USS FLAT WASHER ZINC

Section V-PARTS

FRAME MOUNTED PYLON - 0940455-102 LCG BASE ASSEMBLY



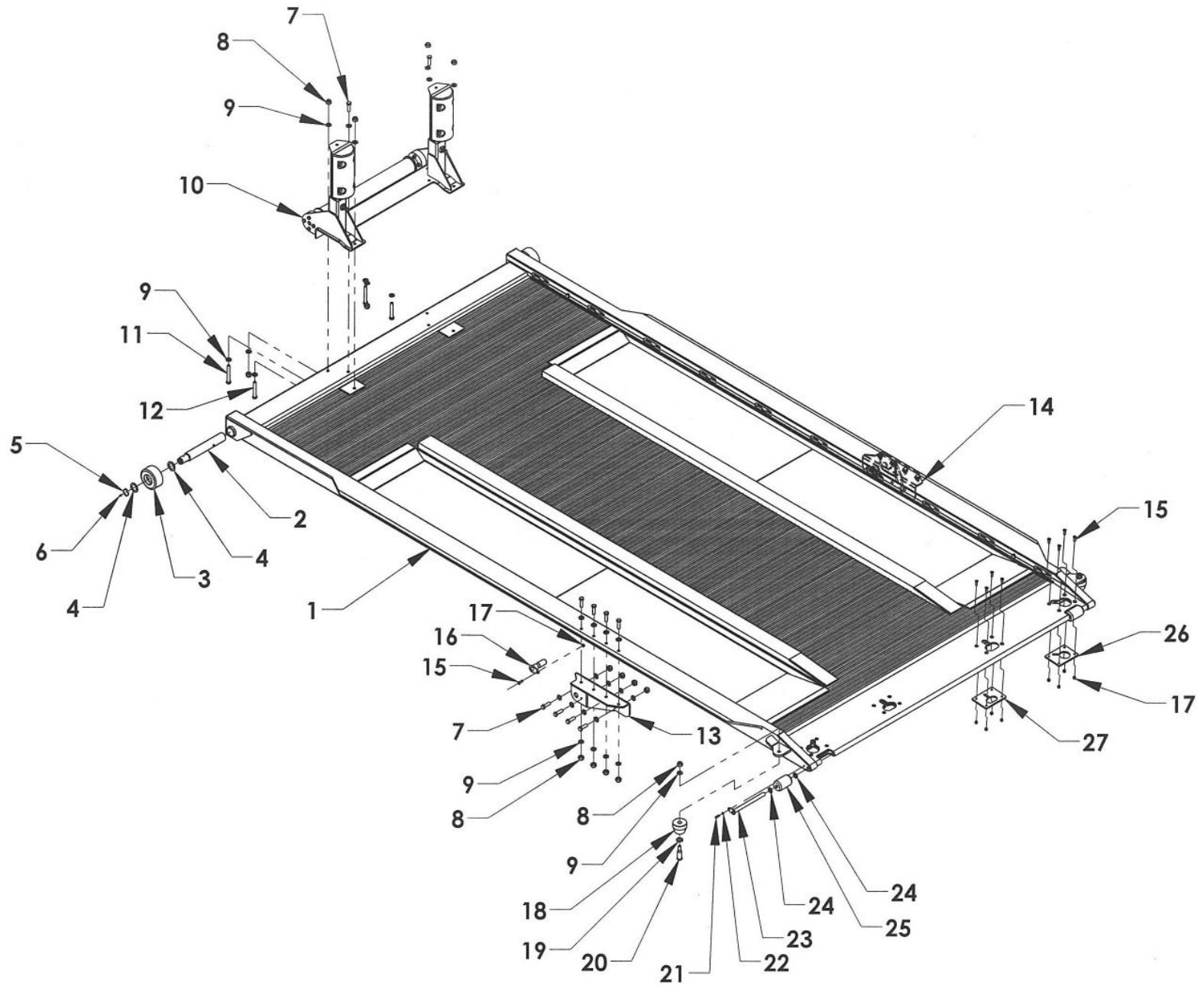
GRAB HANDLES AND CHAIN HANGERS ARE OPTIONAL PYLON EQUIPMENT

Section V - PARTS

FRAME MOUNTED PYLON - 0940455-102

REF. NO.	NO. REQ'D	PART NUMBER	DESCRIPTION
1	1	0811186-102	FMP CONVENTIONAL CHAIN TRAY BASE - 102
2	2	0752751	PYLON MTG BRACKET, FMP CONV
3	2	0752730	SHIM, 16 GAGE, FMP BASE
4	16	0400408	NYLON LOCK NUT 1/2-13 UNC
5	32	0403040	FLAT WASHER 1/2 SAE ZP
6	16	0403058	BOLT HHCS 1/2-13 x 1-3/4 GR8 PLAIN
7	2	0311511	CARRIER TAIL LIGHT GROMMET
8	2	0311509	LIGHT RECT REVERSE LED
9	2	0311506	LIGHT PIGTAIL 2 PRONG 18 IN. LEAD
10	2	354614-050	FMP 1/2 IN. SPACER SERIES 12 LCG
		354614-100	FMP 1 IN. SPACER SERIES 16 LCG
		354614-150	FMP 1-1/2 IN. SPACER SERIES 20 LCG
		354614-075/175	FMP 2-1/2 IN. SPACER SERIES 20 LCG WOOD
		354614-050/175	FMP 2-1/4 IN. SPACER SERIES 30 LCG
		354614-150/175	FMP 3-1/4 IN. SPACER SERIES 30 LCG WOOD
11	1	0811185-48	FMP 12 PYLON-48
		0811185-50	FMP 12 PYLON-50
		0811185-52	FMP 12 PYLON-52
		0811185-56	FMP 12 PYLON-56
		0811185-60	FMP 12 PYLON-60
		0811185-63	FMP 12 PYLON-63
		0811185-68	FMP 12 PYLON-68
12	6	0403058	BOLT HHCS 1/2-13 x 1-3/4 GR8 PLAIN
13	12	0403040	FLAT WASHER 12 SAE ZP
14	6	0400408	NYLON LOCK NUT 1/2-13 UNC

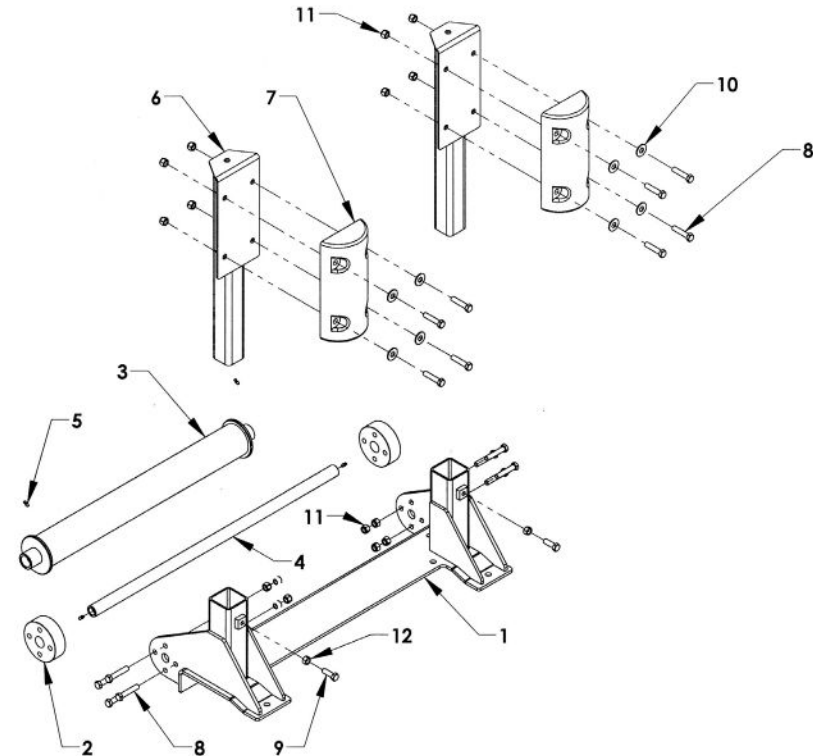
Section V - PARTS
DUAL DECK BED ASSEMBLY



**Section V - PARTS
DUAL DECK BED ASSEMBLY**

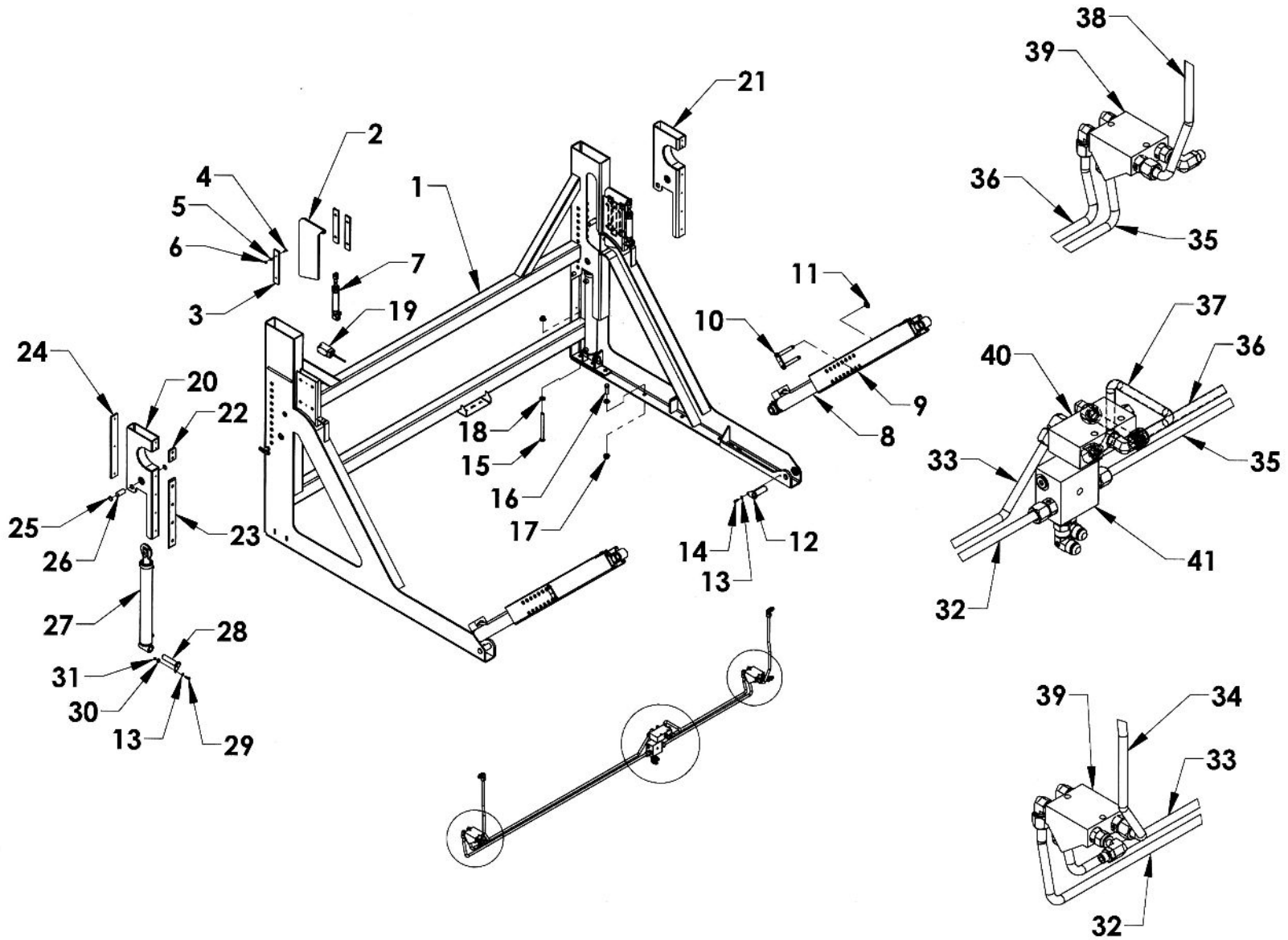
REF	PART #	DESCRIPTION	QPU
1	3D010155	BED WELDMENT	1
2	3D019520	FRONT AXLE	2
3	3D019525	FRONT ROLLER	2
4	3D019526	WHEEL WASHER	4
5	86150E	SNAP RING 1-1/4 EXTERNAL	2
6	7B121	GREASE FITTING 1/4-28	2
7	0400260	BOLT HHCS 5/8-11 UNC x 2	18
8	0400426	NYLON LOCK NUT 5/8-11 UNC	24
9	0400503	WASHER 5/8 FLAT	46
10	3D019200	BULK HEAD ASSEMBLY	1
11	0400267	BOLT HHCS 5/8-11 UNC x 4-1/2	2
12	0400265	BOLT HHCS 5/8-11 UNC x 4	2
13	3D01910L	LIFT CYLINDER MOUNTING BRACKET - LEFT	1
14	3D01910R	LIFT CYLINDER MOUNTING BRACKET - RIGHT	1
15	0403035	BOLT FSCS 3/8-16 UNC x 1-1/4	18
16	3D01915	LIFT CYLINDER KEEPER PIN - UPPER	2
17	0400392	NYLON LOCK NUT 3/8-16 UNC	18
18	3D01435	SIDE ROLLER WHEEL	2
19	0400518	WASHER 1 IN. FLAT	2
20	3D014223	SIDE WHEEL PIN	2
21	0400109	BOLT HHCS 5/16-18 UNC x 1	2
22	0402118	WASHER 5/16 LOCK	2
23	3D019510	ROLLER KEEPER PIN	2
24	3D019513	ROLLER SHIM	4
25	0721483	ROLLER APPROACH	2
26	34520	ALUMINUM APPROACH PLAT CHAIN LOCK	2
27	34521	ALUMINUM APPROACH PLATE CHAIN LOCK	2

**Section V - PARTS
DUAL DECK BULKHEAD**



REF	PART #	DESCRIPTION	QPU
1	3D019210	BULKHEAD WELDMENT	1
2	3D019225	NYLATRON BEARING	2
3	3D019220	CABLE ROLLER	1
4	3D019224	CABLE ROLLER AXLE	1
5	7B121	GREASE FITTING 1/4-28	4
6	3D019235	BUMPER WELDMENT	2
7	0308649	RUBBER BUMPER	2
8	0400185	1/2-13 x 2-1/2 HHCS GR 5	16
9	0400181	1/2-13 x 1-1/2 HHCS GR 5	2
10	0400492	1/2 USS FLAT WASHER	8
11	0400408	1/2-13 NYLON LOCK NUT	16
12	0400407	1/2-13 HEX NUT	2

Section V - PARTS
DUAL DECK INCLINE ASSEMBLY



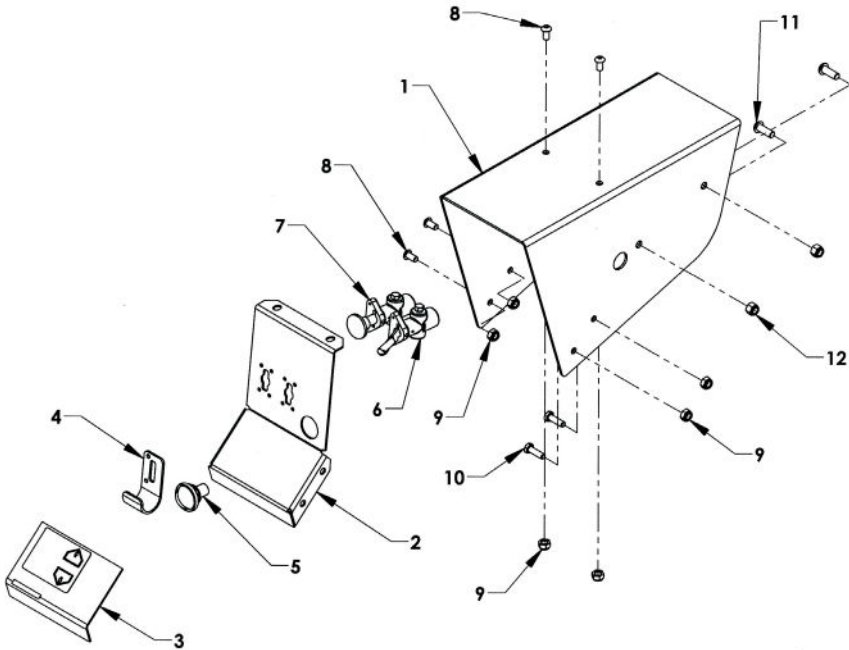
Section V - PARTS

DUAL DECK INCLINE ASSEMBLY

REF	PART #	DESCRIPTION	QPU
1	3DF210	DD INCLINE WELDMENT	1
2	3DF235	WHEEL LOCK PLATE	2
3	3DF136	WEAR PAD	6
4	811F0	BOLT FSCS 1/4-20 UNC x 1	12
5	0400451	WASHER 1/4 FLAT	12
6	0400367	NYLON LOCK NUT 1/4-20 UNC	12
7	0308990	AIR CYLINDER 3.5 STROKE	2
8	72A250035L	LIFT CYLINDER	2
9	72A250035R	CYLINDER SHAFT GUARD	2
10	729450	LIFT CYLINDER LOCK PIN	2
11	7293530	LYNCH PIN 3/16	2
12	84713	LIFT CYLINDER KEEPER PIN -LOWER	2
13	3DF150	LOCK WASHER 5/16	4
14	0400464	BOLT HHCS 5/16-18 UNC x 1	2
15	0400109	NYLON LOCK NUT 5/8-11 UNC	2
16	0400421	BOLT HHCS 5/8-11 UNC x 2	12
17	0400260	FLANGE LOCK NUT 5/8-11 UNC	14
18	04001045	FLAT WASHER 5/8	14
19	0400505	LIMIT SWITCH-W0BBLE STICK	1
20	74521-WS	DD LIFT TUBE CHANNEL LEFT	1
21	3DF260L	DD LIFT TUBE-RIGHT	1
22	3DF260R	DD WEAR PAD-UPPER REAR	2
23	3DF139	DD WEAR PAD -LOWER REAR	2
24	3DF138	DD WEAR PAD-FRONT	2
25	3DF137	SNAP RING - 1 INCH INTERNAL	4
26	861001	FRONT LIFT CYL TOP MTG PIN .980 x 2.188	2
27	3DF266	DD FRONT LIFT CYLINDER	2
28	72A25016	FRNT LIFT CYL BOTM MTG PIN .980 x 4.875	2
29	3DF155	BOLT, HHCS, 5/16-18 UNC x 1-1/4	2
30	0400103	5/16 FLAT WASHER	2
31	0400465	HEX NUT 5/16-18 UNC	2
32	0403151	FLUID TUBE - LEFT INNER	1
33	3DF272	FLUID TUBE - LEFT INNER	1
34	3DF286	CYLINDER FLUID TUBE-LEFT	1
35	3DF275L	FLUID TUBE - RIGHT OUTER	1
36	3DF274	FLUID TUBE - RIGHT OUTER	1
37	3DF287	FLUID TUBE - MANIFOLD TO FLOW DIVIDER	1
38	3DF290	CYLINDER FLUID TUBE - RIGHT	1
39	3DF275R	COUNTERBALANCE VALVE	2
40	74345	FLOW DIVIDER MANIFOLD	1
41	74340	UPPER DD MANIFOLD	1

Section V - PARTS

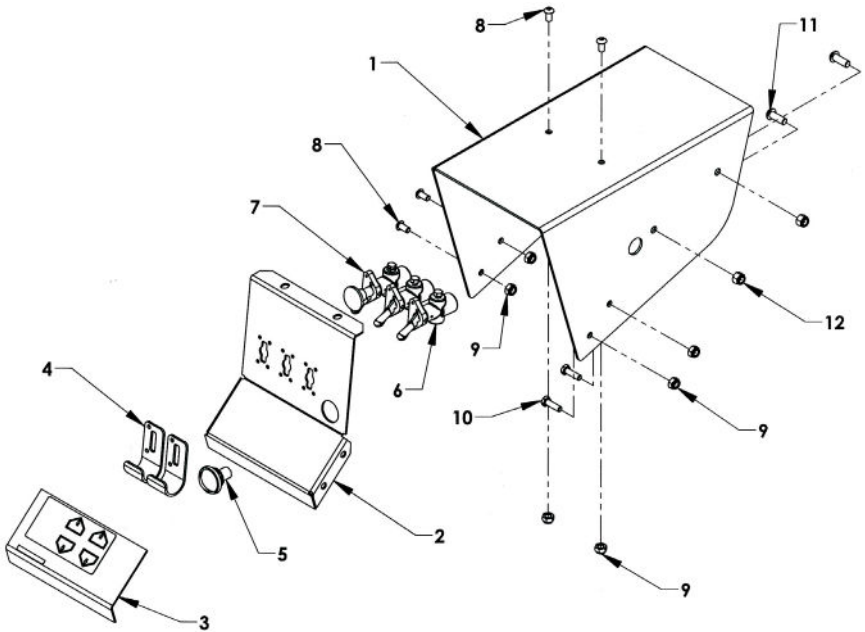
2 AIR VALVE CONTROL STATION DUAL DECK



REF. NO.	NO. REQ'D	PART NUMBER	DESCRIPTION
1	1	18148	2-TOGGLE AIR VALVE CONTROL HOOD
2	1	18149L	2-TOGGLE AIR VALVE CONTROL PANEL - LEFT
	1	18149R	2-TOGGLE AIR VALVE CONTROL PANEL - RIGHT
3	1	18231L	AIR SHIFT CONTROL PLACARD DD 3-CAR - LEFT
	1	18231R	AIR SHIFT CONTROL PLACARD DD 3-CAR - RIGHT
4	1	18145	TOGGLE AIR VALVE GUARD
5	1	97300	CONTROL LIGHT
6	1	71716	TOGGLE AIR VALVE
7	1	71718	MOMENTARY PUSH-IN AIR VALVE
8	4	0403158	BOLT BHCS 5/16-18 UNC x 5/8
9	6	0400382	NYLON LOCK NUT 5./16-18 UNC
10	2	0400109	BOLT HHCS 5/16-18 UNC x 1
11	2	0403139	BOLT BHCS 3/8-16 UNC x 1
12	2	0400392	NYLON LOCK NUT 3/8-16 UNC

Section V - PARTS

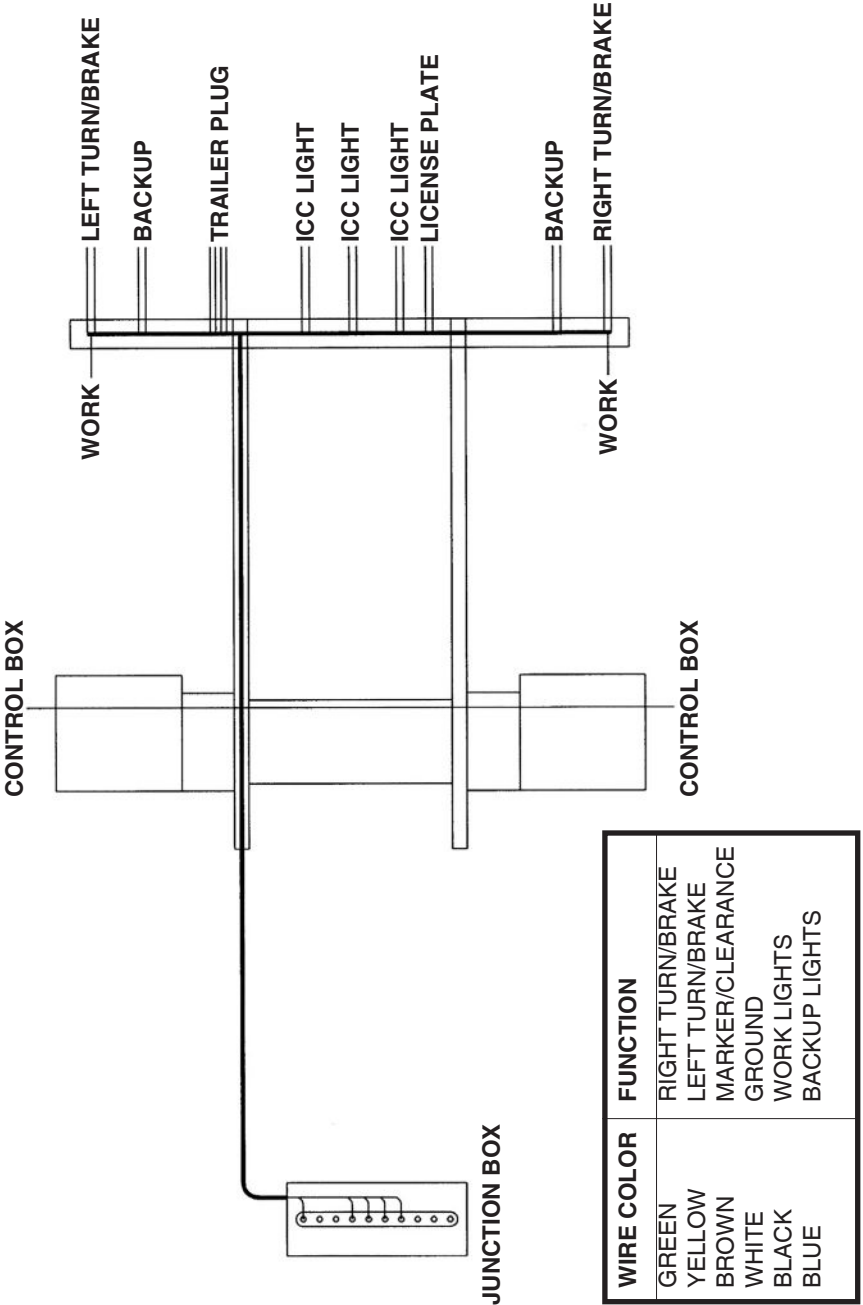
3 AIR VALVE CONTROL STATION DUAL DECK



REF. NO.	NO. REQ'D	PART NUMBER	DESCRIPTION
1	1	18146	3-TOGGLE AIR VALVE CONTROL HOOD
2	1	18147L	3-TOGGLE AIR VALVE CONTROL PANEL - LEFT
	1	18147R	3-TOGGLE AIR VALVE CONTROL PANEL - RIGHT
3	1	18234L	AIR SHIFT CONTROL PLACARD DD 4-CAR - LEFT
	1	18234R	AIR SHIFT CONTROL PLACARD DD 4-CAR - RIGHT
4	2	18145	TOGGLE AIR VALVE GUARD
5	1	97300	CONTROL LIGHT
6	2	71716	TOGGLE AIR VALVE
7	1	71718	MOMENTARY PUSH-IN AIR VALVE
8	4	0403158	BOLT BHCS 5/16-18 UNC x 5/8
9	6	0400382	NYLON LOCK NUT 5/16-18 UNC
10	2	0400109	BOLT HHCS 5/16-18 UNC x 1
11	2	0403139	BOLT BHCS 3/8-16 UNC x 1
12	2	0400392	NYLON LOCK NUT 3/8-16 UNC

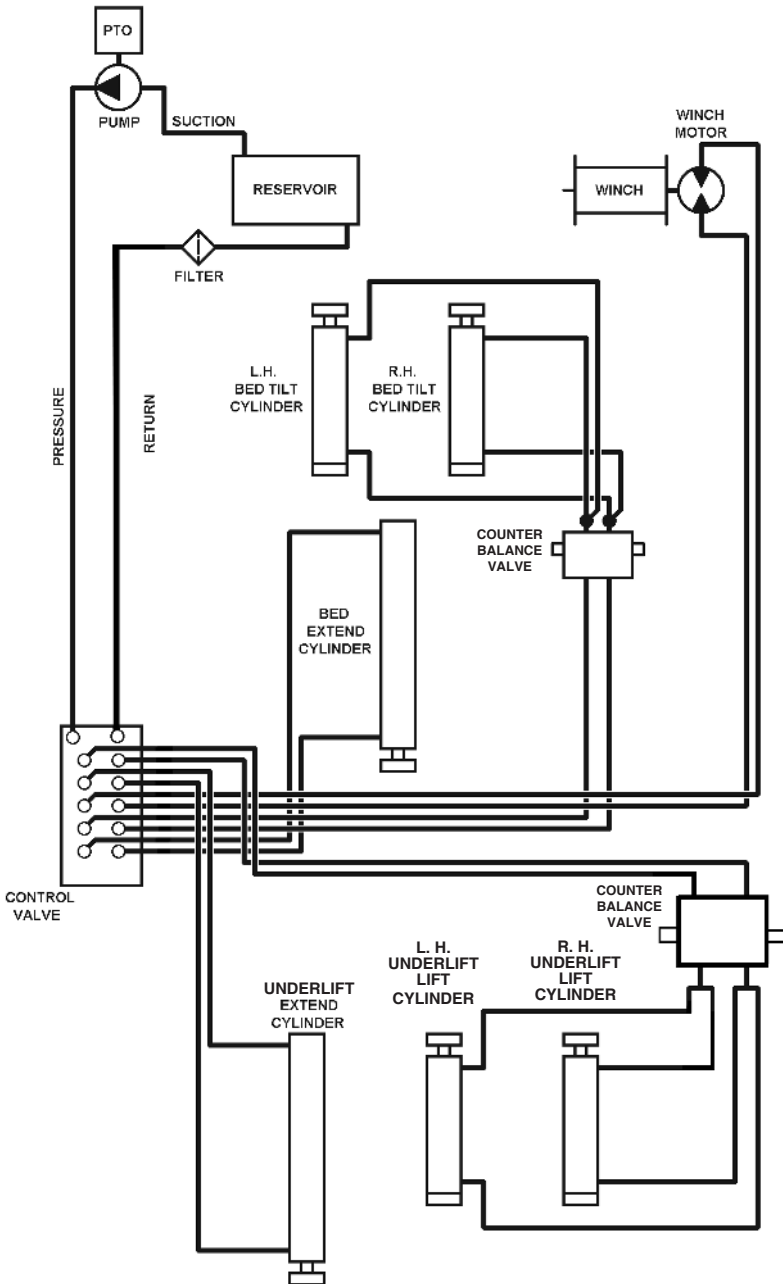
Section VII - SCHEMATICS

SUBFRAME WIRING



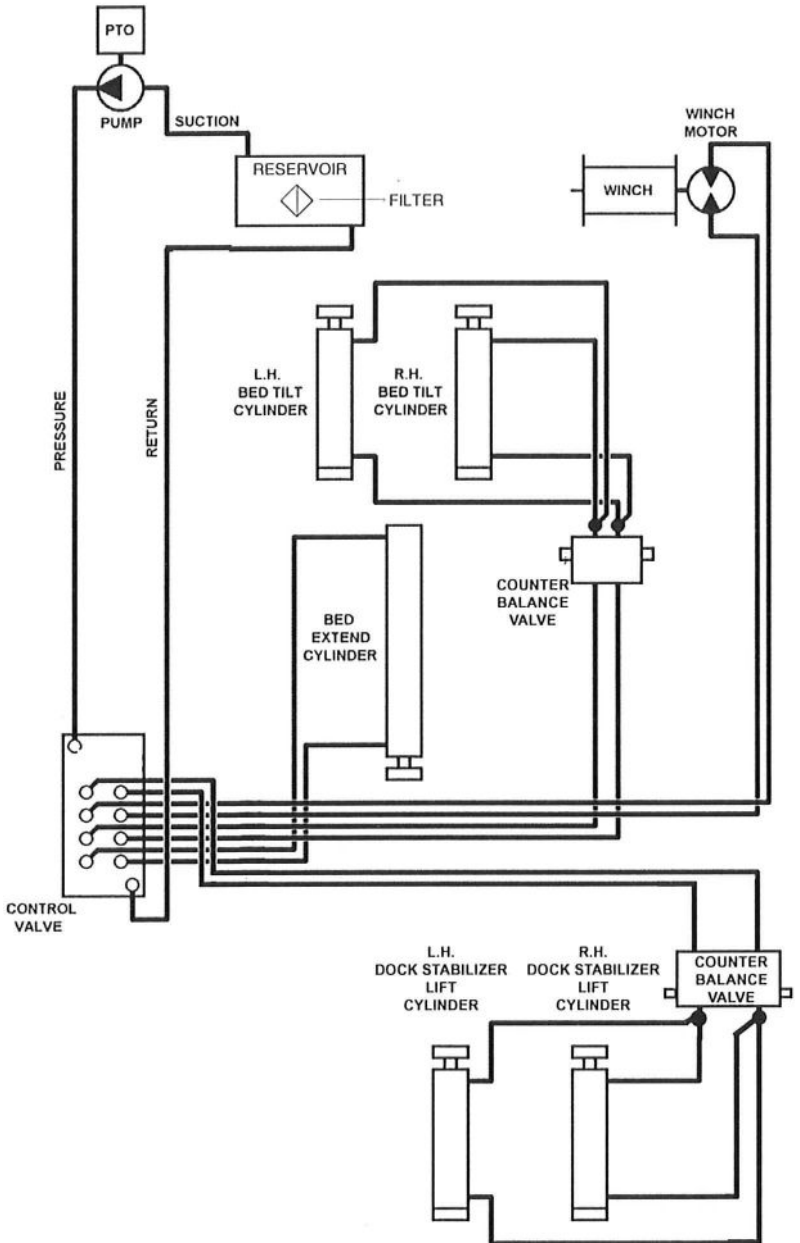
Section VII - SCHEMATICS

HYDRAULICS WITH EXTENDABLE UNDERLIFT



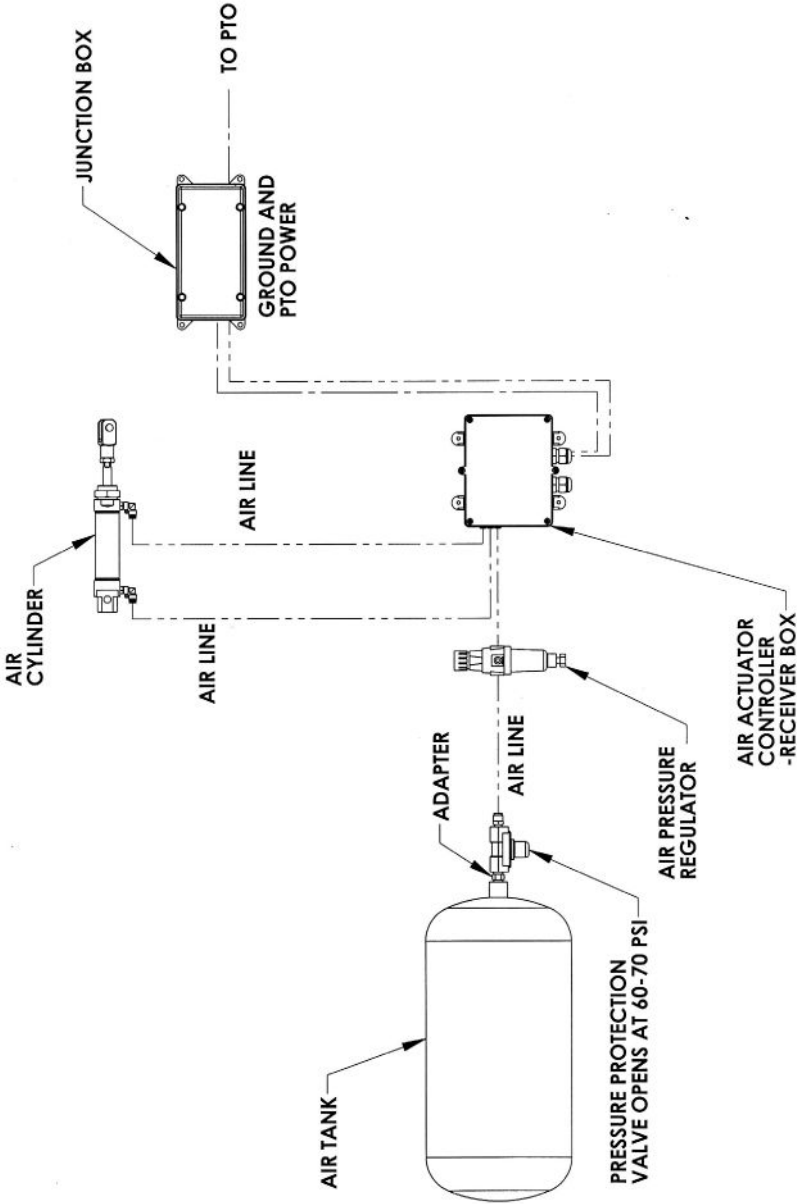
Section VII - SCHEMATICS

DOCK STABILIZER HYDRAULICS



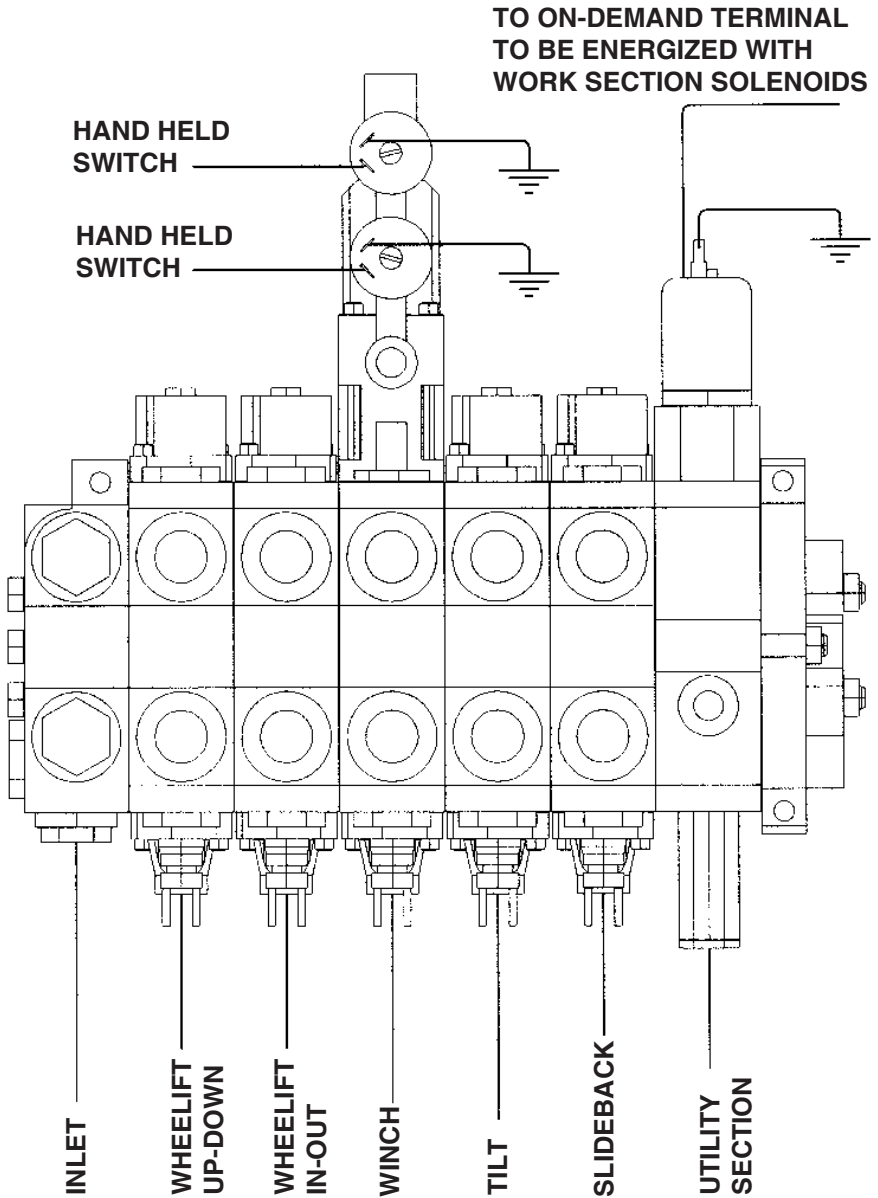
Section VII - SCHEMATIC

WIRELESS AIR ACTUATED REMOTE CONTROLS

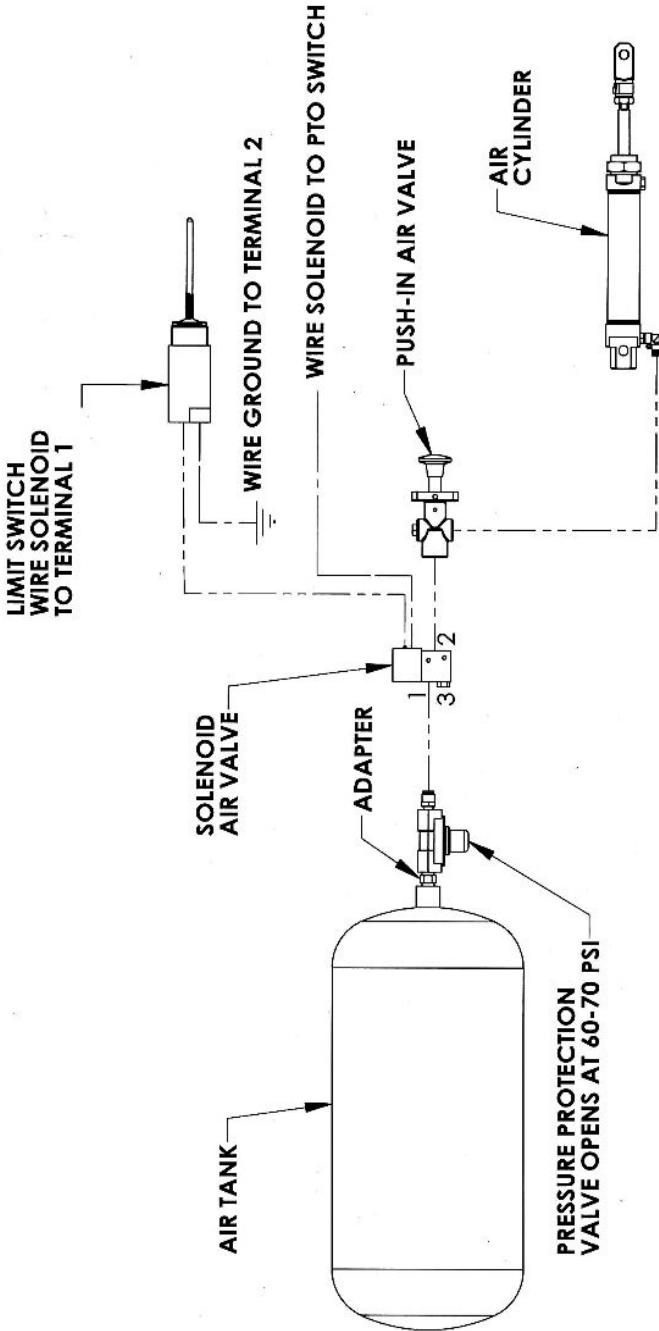


Section VII - SCHEMATICS

**CONTROL VALVE
REMOTE CONTROL WINCH
WIRE DIAGRAM**

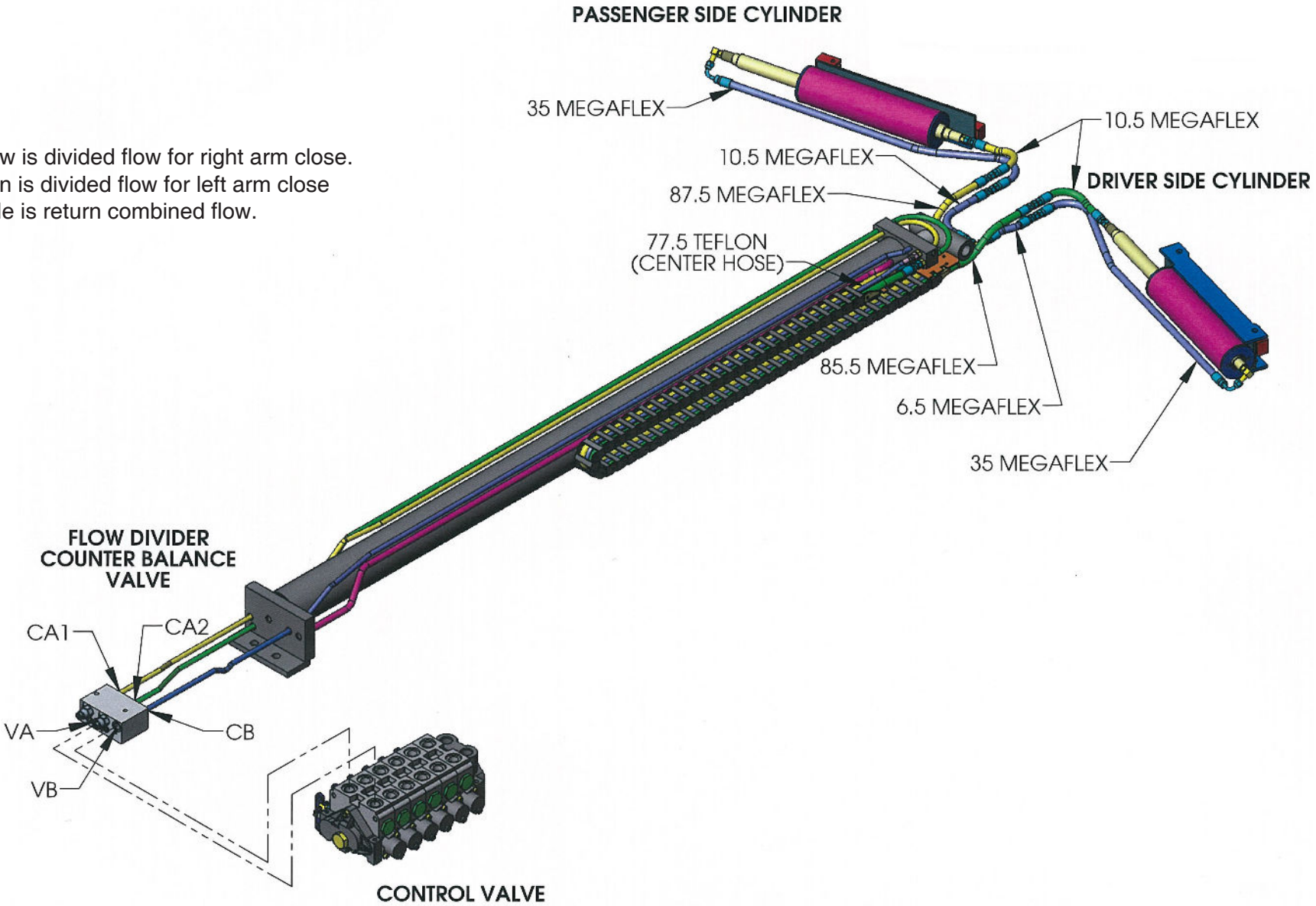


Section VII - SCHEMATIC
DUAL DECK UPPER DECK LOCK



Section VII - SCHEMATICS
CAR CARRIER
L-ARM CYLINDER HOSE ROUTING
AUTOGRIP II

Yellow is divided flow for right arm close.
 Green is divided flow for left arm close
 Purple is return combined flow.



Section VII - SCHEMATICS

CAR CARRIER

L-ARM CYLINDER HOSE ROUTING

AUTOGRIP II

